


DUKE[®]



2019 SOFTBALL MEDIA GUIDE



Table of Contents

| | |
|---|-------|
| Duke Sports Information..... | 2 |
| Schedule | 3 |
| Roster | 4 |
| Head Coach Marissa Young..... | 5 |
| Assistant Coach Laura Valentino..... | 6 |
| Assistant Coach Lacey Waldrop | 7 |
| Robert Young/Casey Price Fogg..... | 8 |
| The Support Staff | 9 |
| Dr. White/Senior Administration | 10-11 |
| 2018 In Review | 12-13 |
| Program Firsts | 14 |
| Records | 15-22 |
| Awards/Honors..... | 23 |
| All-Time Letterwinners/Jersey Numbers..... | 24 |
| All-Time Series Records..... | 25 |
| All-Time Series Results..... | 26 |
| All-Time ACC Results..... | 27-29 |
| All-Time Vs. The Conferences/By State | 30-31 |
| Year-by-Year Results | 32 |
| Miscellaneous All-Time Records | 33 |
| Year-By-Year Team Statistics | 34 |
| Duke Softball Stadium | 35 |

Contact

Information about the 2019 Duke University Softball team will be coordinated by Assistant Sports Information Director Hunter Richardson. All interview requests for student-athletes and coaches should be made to Hunter Richardson at (919) 684-6522 or h.richardson@duke.edu.

GoDuke.com

You can find all the updated statistics, releases, bios, pictures and history of Duke Softball on the World Wide Web at www.GoDuke.com.

Twitter/Facebook/Instagram

Fans can keep up with the Blue Devil softball team by following the program on Twitter, Instagram and Facebook. Search "DukeSoftball" on all three platforms and follow/like the program's page to receive up-to-the-minute and behind-the-scenes information on the program.

Fans can also get exclusive coverage of Duke athletics by following the school's Snapchat account by searching "dukeathletics".

Nike

- In 2009, Duke University and Nike Inc. reached a 10-year sponsorship agreement that will supply all 26 of the Blue Devils' athletics teams with uniforms, footwear, apparel and equipment. Under the terms of the contract, Nike will phase in its exclusive agreement with all Duke Athletics teams over a three-year period beginning in 2008-09.

- Additionally, all officially licensed Blue Devils merchandise sold by Nike will comply with labor policies consistent with Duke's position on worker's rights. Duke has long been a leader in demanding manufacturers of licensed products protect the rights of workers.

- Nike will provide cash compensation annually to the Duke Department of Athletics over the term of the contract. Each year, one Duke student-athlete will receive a paid internship at Nike headquarters near Beaverton, Ore.

Credits

The 2019 Duke Softball Media Guide is a publication of the Duke Sports Information Office.

Editor: Hunter Richardson, Assistant SID

Editorial Contributors: Sports Information Staff, Sports Information Student Assistants

Photography: Reagan Lunn, Duke Athletics

@DukeSoftball Quick Facts

General Information

| | |
|-----------------------------------|-----------------------|
| Name | Duke University |
| Location | Durham, N.C. |
| Founded | 1838, Trinity College |
| Enrollment..... | 6,532 |
| Nickname..... | Blue Devils |
| Colors | Duke Blue & White |
| Conference | Atlantic Coast |
| President | Dr. Vincent E. Price |
| VP/Director of Athletics | Dr. Kevin White |
| Assoc. Athletic Director/SWA..... | Jacki Silar |
| Stadium | Duke Softball Stadium |
| Created | 2017 |
| Seating Capacity | 500 |
| Dimensions | L-190, C-220, R-190 |

History

| | |
|------------------------------|-----------|
| First Year of Softball | 2018 |
| All-Time Record | 29-27 (1) |
| ACC Record | 13-11 |
| Home Record | 17-7 |
| Away Record | 8-15 |
| Neutral Record | 4-5 |

Coaching Staff

| | |
|----------------------------------|-----------------------------------|
| Head Coach | Marissa Young (Second Season) |
| Alma Mater | Michigan, 2003 |
| Duke Record | 29-27 |
| Career Record | Same |
| ACC Record | 13-11 |
| Assistant Coach | Laura Valentino (Second Season) |
| Alma Mater | Hofstra, 2011 |
| Assistant Coach | Lacey Waldrop (Second Season) |
| Alma Mater | Florida State, 2015 |
| Volunteer Assistant Coach | Robert Young |
| Assistant of Operations | Casey Price |
| Student Managers | Makenna Lutterloh Audreya Metz |
| Certified Athletic Trainer | Morgan Skidmore |
| Strength Coach | Jordan Bar |
| Academic Counselor | Marcus Aprahamian |

Team Information

| | |
|---------------------------------------|-------------|
| 2018 Record | 29-27 |
| 2018 ACC Record (Finish)..... | 13-11 (7th) |
| Letterwinners Returning/Lost | 13/4 |
| Position Starters Returning/Lost..... | 8/1 |
| Pitchers Returning/Lost | 3/1 |
| Newcomers | 8 |

Sports Information

| | |
|--|---|
| Associate Director of Athletics/External Affairs | Art Chase |
| Assistant SID (Softball)..... | Hunter Richardson |
| Office Phone | (919) 684-6522 |
| Office Fax | (919) 684-2489 |
| Cell Phone..... | (901) 490-4175 |
| Email Address | h.richardson@duke.edu |
| Website..... | www.GoDuke.com/softball |
| Twitter..... | www.twitter.com/DukeSoftball |
| Instagram..... | www.instagram.com/DukeSoftball |
| Facebook | www.facebook.com/DukeSoftball |



Duke Sports Information

287 Scott Family Athletics Performance Center Phone: 919-684-2633
Box 90557, Durham, N.C. 27708 Fax: 919-684-2489
Koskinen Stadium Press Box Phone: 919-599-9821

Staff Directory

Art Chase | Associate Director of Athletics/External Affairs

Sport Responsibilities: Football

Alma Mater: Guilford, 1991

Office: 919-684-2614

Cell: 919-599-9820

Joined Duke SID: August, 2000

Email: chasea@duke.edu



Art Chase

Associate Director of
Athletics/External
Affairs



Mike DeGeorge

Director of Sports
Information

Mike DeGeorge | Director of Sports Information

Sport Responsibilities: Men's Basketball, Men's Golf

Alma Mater: Dayton, 2005

Office: 919-668-1712

Cell: 919-384-6601

Joined Duke SID: November, 2017

Email: michael.degeorge@duke.edu

Lindy Brown | Senior Associate Sports Information Director

Sport Responsibilities: Women's Basketball, Women's Golf

Alma Mater: Western Carolina, 1996

Office: 919-684-2664

Cell: 919-599-9821

Joined Duke SID: November, 1999

Email: lbrown@duke.edu



Lindy Brown

Senior Associate Sports
Information Director



Sarah Feters

Senior Associate Sports
Information Director

Sarah Feters | Senior Associate Sports Information Director

Sport Responsibilities: Football²

Alma Mater: Wittenberg University, 2008

Office: 919-684-8708

Cell: 984-209-9104

Joined Duke SID: August, 2014

Email: sarah.feters@duke.edu

Meredith Rieder | Associate Sports Information Director

Sport Responsibilities: Men's Lacrosse, Men's Soccer, Wrestling

Alma Mater: Denison, 2002

Office: 919-684-3328

Cell: 919-812-6741

Joined Duke SID: August, 2008

Email: meredith.rieder@duke.edu



Meredith Rieder

Associate Sports
Information Director



Leslie Gaber

Assistant Sports
Information Director

Leslie Gaber | Assistant Sports Information Director

Sport Responsibilities: Women's Lacrosse, M/W Swimming & Diving, Field Hockey

Alma Mater: DePauw, 2011

Office: 919-668-7938

Cell: 614-519-9872

Joined Duke SID: July, 2011

Email: leslie.gaber@duke.edu

Hunter Richardson | Assistant Sports Information Director

Sport Responsibilities: Women's Soccer, Softball

Alma Mater: Mississippi State, 2014

Office: 919-684-6522

Cell: 901-490-4175


Joined Duke SID: July, 2017

Email: h.richardson@duke.edu



Sarah Leggett

Assistant Sports
Information Director



Hunter Richardson

Assistant Sports
Information Director

Sarah Leggett | Assistant Sports Information Director

Sport Responsibilities: Women's Tennis, M/W Track & Field, M/W Cross Country, Fencing,
Women's Basketball²

Alma Mater: Elon, 2016

Office: 919-668-3195

Cell: 757-621-9341

Joined Duke SID: August, 2016

Email: sl459@duke.edu

Josh Foster | Assistant Sports Information Director

Sport Responsibilities: Baseball, Volleyball

Alma Mater: Alabama, 2017

Office: 919-684-2668

Cell: 205-213-5091

Joined Duke SID: August, 2018

Email: joshua.foster@duke.edu



Josh Foster

Assistant Sports
Information Director



Nick Macdonald

Sports Information
Staff Assistant

Nick Macdonald | Sports Information Staff Assistant

Sport Responsibilities: Men's Basketball², Men's Tennis, Rowing

Alma Mater: Grand Canyon, 2017

Office: 919-668-4393

Cell: 480-358-8824

Joined Duke SID: January, 2019

Email: nsm29@duke.edu



2019 DUKE SOFTBALL SCHEDULE

| Date | Opponent | Location | Time (ET) |
|-----------------|------------------------------|-------------------------|-------------------|
| Feb. 7 | ! vs. Notre Dame | Puerto Vallarta, Mexico | 9:30 p.m. |
| Feb. 8 | ! vs. South Carolina | Puerto Vallarta, Mexico | 7:00 p.m. |
| Feb. 9 | ! vs. Liberty | Puerto Vallarta, Mexico | 4:00 p.m. |
| Feb. 9 | ! vs. Washington | Puerto Vallarta, Mexico | 9:30 p.m. |
| Feb. 13 | at Campbell | Buies Creek, N.C. | 5:00 p.m. |
| Feb. 15 | @ Indiana | Durham, N.C. | 5:00 p.m. |
| Feb. 16 | @ Indiana | Durham, N.C. | 2:30 p.m. |
| Feb. 16 | @ Penn State | Durham, N.C. | 5:00 p.m. |
| Feb. 17 | @ Penn State | Durham, N.C. | 12:30 p.m. |
| Feb. 19 | NC Central | Durham, N.C. | 5:00 p.m. |
| Feb. 22 | # vs. Northwestern | Palm Springs, Calif. | 1:00 p.m. |
| Feb. 22 | # vs. California | Palm Springs, Calif. | 3:30 p.m. |
| Feb. 23 | # vs. Army | Palm Springs, Calif. | 6:00 p.m. |
| Feb. 23 | # vs. Ohio State | Palm Springs, Calif. | 8:30 p.m. |
| Feb. 24 | # vs. Utah | Palm Springs, Calif. | 12:00 p.m. |
| Feb. 27 | at USC Upstate | Spartanburg, S.C. | 4:00 p.m. |
| March 1 | % Charleston Southern | Durham, N.C. | 4:00 p.m. |
| March 1 | % Mississippi State | Durham, N.C. | 7:00 p.m. |
| March 2 | % Mississippi State | Durham, N.C. | 2:00 p.m. |
| March 2 | % Kansas | Durham, N.C. | 5:00 p.m. |
| March 3 | % Ohio | Durham, N.C. | 12:30 p.m. |
| March 6 | at Elon | Elon, N.C. | 5:00 p.m. |
| March 8 | * North Carolina | Durham, N.C. | 5:00 p.m. |
| March 9 | * North Carolina | Durham, N.C. | 1:00 p.m. |
| March 10 | * North Carolina | Durham, N.C. | 1:00 p.m. |
| March 15 | * Pittsburgh | Durham, N.C. | 5:00 p.m. |
| March 16 | * Pittsburgh | Durham, N.C. | 1:00 p.m. |
| March 17 | * Pittsburgh | Durham, N.C. | 1:00 p.m. |
| March 19 | Coastal Carolina | Durham, N.C. | 3:00 p.m. |
| March 20 | at South Carolina | Columbia, S.C. | 6:00 p.m. |
| March 22 | * at Virginia | Charlottesville, Va. | 5:00 p.m. |
| March 23 | * at Virginia | Charlottesville, Va. | 1:00 p.m. |
| March 24 | * at Virginia | Charlottesville, Va. | 12:00 p.m. |
| March 27 | Liberty | Durham, N.C. | 4:00 p.m. |
| March 29 | * at Georgia Tech | Atlanta, Ga. | 4:00 p.m. |
| March 30 | * at Georgia Tech | Atlanta, Ga. | 1:00 p.m. |
| March 31 | * at Georgia Tech | Atlanta, Ga. | 1:00 p.m. |
| April 3 | Longwood (DH) | Durham, N.C. | 5:00 p.m. |
| April 5 | * Virginia Tech | Durham, N.C. | 5:00 p.m. |
| April 6 | * Virginia Tech | Durham, N.C. | 1:00 p.m. |
| April 7 | * Virginia Tech | Durham, N.C. | 1:00 p.m. |
| April 9 | Radford | Durham, N.C. | 6:00 p.m. |
| April 10 | Charlotte | Durham, N.C. | 4:00 p.m. |
| April 12 | * at Syracuse | Syracuse, N.Y. | 4:00 p.m. |
| April 13 | * at Syracuse | Syracuse, N.Y. | 1:00 p.m. |
| April 14 | * at Syracuse | Syracuse, N.Y. | 12:00 p.m. |
| April 17 | at James Madison (DH) | Harrisonburg, Va. | 3:00 p.m. |
| April 19 | * NC State | Durham, N.C. | 5:00 p.m. |
| April 20 | * NC State | Durham, N.C. | 1:00 p.m. |
| April 21 | * NC State | Durham, N.C. | 1:00 p.m. |
| April 23 | East Carolina | Durham, N.C. | 5:00 p.m. |
| April 26 | * at Florida State | Tallahassee, Fla. | 6:00 p.m. |
| April 27 | * at Florida State | Tallahassee, Fla. | 1:00 p.m. |
| April 28 | * at Florida State | Tallahassee, Fla. | 12:00 p.m. |

Bold indicates home dates

All times Eastern and subject to change

* - ACC game

! - Puerto Vallarta College Challenge

@ - ACC/Big Ten Challenge

- Mary Nutter Collegiate Classic

% - Duke Invitational

@DUKESOFTBALL



DUKEATHLETICS





2019 DUKE SOFTBALL ROSTER

| NO. | NAME | POS. | B/T | HT. | YR. | EXP. | HOMETOWN (PREVIOUS SCHOOL) |
|-----|-------------------|--------|-----|------|------|------|--|
| 1 | Caroline Jacobsen | UTL | R/R | 5-8 | Fr. | HS | Tallahassee, Fla. (Lawton Chiles HS) |
| 2 | Jameson Kavel | INF/OF | R/R | 5-8 | So. | 1L | Duluth, Ga. (Wesleyan School) |
| 3 | Haley Wymbs | OF | L/L | 5-3 | RJr. | 1L | San Jose, Calif. (Seattle University) |
| 4 | Reilly Metzger | UTL | L/R | 5-4 | Sr. | 1L | Boerne, Texas (Columbia University) |
| 5 | Angie Biele | P | R/R | 5-4 | Fr. | HS | Johns Creek, Ga. (Mount Pisgah Christian School) |
| 8 | Shelby Walters | P | R/R | 5-10 | Fr. | HS | Cohutta, Ga. (Girls Preparatory School) |
| 10 | Peyton St. George | P | R/R | 5-10 | So. | 1L | Mechanicsville, Va. (Atlee HS) |
| 11 | Dominique Salinas | OF | L/L | 5-4 | Jr. | 1L | Corpus Christi, Texas (Ole Miss) |
| 12 | Hannah Pridemore | UTL | R/R | 5-4 | RSO. | 1L | Lithia, Fla. (Newsome HS) |
| 14 | Raine Wilson | UTL | R/R | 5-6 | Jr. | 1L | Mechanicsville, Va. (James Madison) |
| 16 | Deja Davis | INF | L/R | 5-6 | Fr. | HS | Cerritos, Calif. (Gahr HS) |
| 17 | Makenna Lutterloh | INF/OF | R/R | 5-3 | So. | 1L | Rancho Santa Margarita, Calif. (Santa Margarita Catholic HS) |
| 19 | Amelia Wiercioch | P | L/R | 6-1 | So. | 1L | Tustin, Calif. (Rosary Academy) |
| 20 | Kristina Foreman | UTL | R/R | 5-3 | Fr. | HS | Tampa, Fla. (Berkeley Preparatory School) |
| 21 | Emilie Cieslak | 1B/3B | R/R | 5-8 | RSO. | 1L | Montvale, N.J. (Immaculate Heart Academy) |
| 22 | Kylie Coffelt | P | R/R | 5-7 | Fr. | HS | Beloit, Ohio (West Branch HS) |
| 23 | Marissa Gagliano | INF | L/R | 5-4 | Gr. | TR | Riviera Beach, Fla. (Radford) |
| 24 | Kyla Morris | UTL | L/R | 5-8 | Fr. | HS | Claremont, Calif. (Claremont HS) |
| 27 | Brianna Butler | P | R/R | 5-6 | So. | 1L | Evans, Ga. (Greenbrier HS) |
| 30 | Jazmine Moreno | C/OF | R/R | 5-4 | RSO. | 1L | Elk Grove, Calif. (Elk Grove HS) |
| 34 | Rachel Abboud | UTL | L/L | 5-5 | So. | 1L | Huntington Beach, Calif. (Edison HS) |

Head Coach: Marissa Young (2nd Season) - Michigan, 2003

Assistant Coach: Laura Valentino (2nd Season) - Hofstra, 2011

Assistant Coach: Lacey Waldrop (2nd Season) - Florida State, 2015

Vol. Assistant Coach: Robert Young (2nd Season)

Assistant of Operations: Casey Price Fogg (2nd Season)

Athletic Trainer: Morgan Skidmore (2nd Season)

Pronunciation Guide

| | |
|-------------------------|---------------|
| Rachel ABBOUD | Ah-bood |
| Emilie CIESLAK | Seize-lack |
| Marissa GAGLIANO | Gag-LEE-Ah-No |
| Jameson KAVEL | KAY-ville |
| Makenna LUTTERLOH | Letter-loh |
| Dominique SALINAS | Sa-LEE-nus |
| Amelia WIERCIOCH | Wier-chuck |
| Haley WYMBS | WHY-mbs |

By Class

| | |
|--------------------------|---|
| Graduates | 1 |
| Seniors | 1 |
| Redshirt Juniors | 1 |
| Juniors | 2 |
| Redshirt Sophomore | 3 |
| Sophomores | 6 |
| Freshmen | 7 |

By State

| | |
|------------------------|---|
| California | 7 |
| Florida, Georgia | 4 |
| Texas, Virginia | 2 |
| New Jersey, Ohio | 1 |

By Height

| | |
|------------|---|
| 6-1 | 1 |
| 5-10 | 2 |
| 5-8 | 4 |
| 5-7 | 1 |
| 5-6 | 3 |
| 5-5 | 1 |
| 5-4 | 6 |
| 5-3 | 3 |



Marissa Young

Head Coach

2nd Season

Michigan, '03

After being named the first head softball coach at Duke University on July 29, 2015, Marissa Young enters her second season at the helm of the Blue Devils looking to carry on momentum from an outstanding inaugural season. In her first year, Young led the Blue Devils to a 29-27 ledger, including a 13-11 finish in conference play and the No. 7 seed in the 2018 ACC Tournament.

The Blue Devils' 29 wins marked the fifth-most by an ACC program in its first season of play and made them the seventh program in league history to finishing its inaugural season with a winning record. Young's squad didn't waste time in getting the program's first win, as they defeated Florida Atlantic in Boca Raton, Fla., to open the season. Young and Co. turned around the following week and made major noise in their first home games in Duke softball history, sweeping Penn State and Purdue in the 2018 ACC/Big Ten Challenge at the Duke Softball Stadium.

Duke's 13 wins in conference play were highlighted by four series victories, including the last three of the year. Young led her team to a sweep of Boston College in the first home ACC series in program history. Her squad then added road series victories against Notre Dame and Virginia Tech before closing the ACC slate with a sweep of Virginia at home to earn the seventh seed in the conference tournament, crushing the preseason prediction that the Blue Devils would finish last in the league.

Individually, Young developed a roster highlighted by 12 players seeing their first collegiate softball action into one of the top teams in the league. Leading the way for Young's squad was sophomore Raine Wilson, who became the first player in school history to earn all-conference honors as she was named All-ACC First Team. Joining her were the first two ACC All-Freshman Team honorees Rachel Abboud and Peyton St. George.

Prior to being tabbed to build the Duke softball program, Young spent the prior two seasons across town at North Carolina, with her primary responsibilities included coaching the pitchers and catchers. In the spring of 2015, Young helped the Tar Heels to a 37-16 overall record and a berth in the NCAA Tournament after the squad won 24 contests the prior season. Young's pitchers posted a 3.30 earned run average with 234 strikeouts in 335.1 innings pitched.

Young spent the 2012 and 2013 seasons as an assistant coach at Eastern Michigan, where she served as the compliance liaison, recruiting coordinator and managed team travel and the operational budget, among other duties. She helped coach five Academic All-America picks and five player of the week selections during her tenure at Eastern Michigan.

Prior to her stint at EMU, Young was the head coach at Concordia University in Ann Arbor, Mich., from 2008-11. In less than three years, she turned the 2-20 program to a 23-23 record, the second-most wins in a single season since an appearance in the 2002 NAIA National Tournament.

As a player, Young was a three-time All-America selection as a pitcher at the University of Michigan and was named the 2002 Big Ten Pitcher of the Year and 2003 Big Ten Player of the Year. Young graduated from Michigan in 2003 as the all-time strikeout leader (927) and her 88 career wins became the second highest in program history. She also matched the then-program single-season home run record with 13 in 2003.

Young played two years of professional softball, one overseas in Italy and the second year with the Texas Thunder of the National Pro Fastpitch.

A native of Santa Ana, Calif., Young has three children: Layla, Jolyna and Kayden.

THE YOUNG FILE

PERSONAL

Name Marissa Young
Birthdate..... August 30, 1981
Place of Birth..... Santa Ana, Calif.

EDUCATION

High School..... Mater Dei, Santa Ana, Calif.
CollegeMichigan, 2003, B.A. in General Studies/Criminology

PLAYING EXPERIENCE

Michigan 2000-03
2002 Big Ten Pitcher of the Year / 2003 Big Ten Player of the Year
All-Big Ten Team in 2002 & 2003
2001 & 2002 Big Ten Champions
10 all-time Big Ten weekly honors

COACHING EXPERIENCE

Head Coach..... Duke (2018-present)
Concordia University (2008-11)
Assistant Coach North Carolina (2014-15)
Eastern Michigan (2012-13)

CAREER COACHING/PLAYING HIGHLIGHTS

- Helped UNC to 37-16 record in 2015, advancing to the NCAA Tournament
- Five Academic All-Americans and five player of the week selections at Eastern Michigan
- At Concordia, turned a 2-20 program to a .500 team in less than three years
- Three-time All-American pitcher at Michigan
- 2003 Big Ten Player of the Year
- 2002 Big Ten Pitcher of the Year
- Michigan all-time strikeouts leader (927) and second in career wins . (88)
- Matched the then-program single-season home run record with 13 . in 2003
- Played two years of professional softball, one in Italy and the second with the Texas Thunder of National Pro Fastpitch

MARISSA YOUNG'S CAREER RECORD

| YEAR | SCHOOL | OVERALL | ACC | NOTES |
|---|--------|--------------|-----------|-------------------------|
| 2018 | Duke | 29-27 | 13-11 (7) | ACC Tournament 7th Seed |
| Career Record (1 year) | | 29-27 (.512) | | |
| Duke Record (1 year) | | 29-27 (.512) | | |
| ACC Record (regular season) | | 13-11 (.542) | | |
| ACC Tournament Record (1 appearance) | | 0-1 (.000) | | |
| at Duke Softball Stadium | | 17-7 (.708) | | |
| Road Games | | 8-15 (.348) | | |
| Neutral Sites | | 4-5 (.444) | | |



Laura Valentino

Assistant Coach

2nd Season
Hofstra, '11

Laura Valentino enters her second season as an assistant coach with Duke softball in 2019 after joining the staff in June 2017. Her primary responsibilities including infield play, catching and offensive strategy.

With Valentino's assistance, the Blue Devils put together an impressive inaugural campaign, winning 29 games and 13 in conference to finish as the No. 7 seed in the ACC. Highlighting the 13 conference victories were four ACC series wins, including the Blue Devils sweeping Boston College in their first home series in program history. Valentino and the Blue Devils closed out the regular season in dominating fashion, picking up three-straight series wins for the first time in program history (at Notre Dame, at Virginia Tech, vs. Virginia). Valentino's offense finished as one of the best in the league, tallying 73 doubles (2nd), nine triples (T4th) and 401 hits (5th). The squad's 1.30 doubles per game average finished third in the conference and 77th nationally. In conference play, Duke accumulated 168 hits, tying for third in the league.

Individually, Valentino's offensive prowess helped Raine Wilson capture All-ACC First Team laurels, while Rachel Abboud and Peyton St. George were named ACC All-Freshman Team. Wilson finished the year standing top 10 in the ACC with 15 doubles (2nd), 62 hits (T-3rd), a .371 clip (5th), .453 on-base percentage (5th), .593 slugging percentage (7th) and 35 runs batted in (7th). She also topped the team with 19 multi-hit contests and nine multi-RBI performances, including being one of two Blue Devils to drive in four runs in a single game. Abboud capped her rookie season as one of the league's best freshmen on the offensive side of the ball. She racked up 17 multi-hit games on the year, including being the only player to tally a four-hit contest in program history (March 17, 2018 vs. Boston College). When not dominating in the circle, St. George was a strong presence at the plate, collecting a .262 clip with 11 hits and five doubles, including the walk-off hit on April 27 against Virginia.

Valentino joined the Duke program following three seasons at the University of North Carolina Charlotte. While with the 49ers, her primary responsibilities included offensive and defensive development and strategy with an emphasis on catching.

In 2017, UNC Charlotte won 30 games - reaching the 30-win plateau for the second straight season - including the program's first Conference USA Tourna-

ment victory since 2001. Valentino helped mentor shortstop Haley Pace, who earned all-conference and all-region honors on the field as well as first team CoSIDA Academic All-America accolades after establishing school single-season records for batting average (.433), slugging percentage (.487), runs scored (53) and home runs (15) while matching the 49ers mark for hits (71).

The 2016 campaign saw the 49ers achieve their first 30-win season since 2010 and receive votes in the NFCA Top 25 poll for the first time in school history. The squad's marked improvement was highlighted by a .295 team batting average, up from .257 in 2015, while freshman outfielder Emma Ocker earned first team All-Conference USA and C-USA All-Freshman Team accolades. In addition, Pace earned NFCA All-Region honors as well as the Conference USA Spirit of Service Award while pitcher Lexi Betancourt claimed an all-league citation and became UNC Charlotte's all-time wins leader.

Valentino joined the UNC Charlotte staff after three years as an assistant coach at Fairfield University, where she aided with all facets of offense, defense, pitching and catching along with recruiting and administrative duties. At Fairfield, Valentino helped the Stags to two MAAC regular season championships and three conference tournament appearances with a pair of runner-up finishes. Additionally, she coached four 2014 first team All-MAAC selections including the MAAC Pitcher of the Year and MAAC Player of the Year.

Prior to her time at Fairfield, Valentino was a four-year letterwinner with the Hofstra University softball team as a designated player, infielder and catcher and was a part of the two winningest seasons in program history (45 wins in both 2008 & 2010). Valentino started 84 games over her final two seasons, helping NFCA All-America pitcher Olivia Galati establish school single-season records for wins (29), shutouts (17) and strikeouts (348). She capped her career by earning a spot on the NFCA Scholar-Athlete Team and garnering the Hofstra University Outstanding Senior Athlete award.

A native of Smithtown, N.Y., and member of the Smithtown High School Hall of Fame, Valentino graduated from Hofstra in 2011 with a degree in physical education and later earned a master's degree in special education from Fairfield in 2013.





Lacey Waldrop

Assistant Coach

2nd Season

Florida State, '15

Lacey Waldrop enters her second season as an assistant coach with the Duke softball program in 2019 after joining the team in July 2017. Her primary responsibilities including pitching staff and player development.

Waldrop and the Blue Devils put together an impressive inaugural campaign in 2018, racking up 29 victories, including 13 within the rigorous ACC to finish seventh in the league. Highlighting the 13 conference victories were the first four ACC series wins in program history. Duke opened home ACC action with a sweep of Boston College before ending the season with three-straight series triumphs (at Notre Dame, at Virginia Tech, vs. Virginia). Waldrop's pitching prowess helped the Blue Devils helped establish themselves as one of the conference's top staffs in their inaugural season. Duke wrapped up year one with a 2.05 ERA, good for second in the ACC and 21st nationally. They also turned in a 2.08 strikeout-to-walk ratio, which finished fifth in the league and 86th in the NCAA. Waldrop's staff also kept opposing batters to a .238 average at the plate, finishing fifth in the ACC.

Individually, Waldrop helped develop Peyton St. George into one of the program's first two ACC All-Freshman Team selections. St. George was a key fixture in Duke's stellar season in the circle, as the Blue Devils finished the year with the league's second best ERA at 2.05. Behind Waldrop's leadership, St. George capped year one at 8-4 with a team-best 1.79 ERA and 96 strikeouts in 93.2 innings of work. Most impressive was her play in conference action, posting a perfect 6-0 record with a 1.40 ERA and 51 strikeouts. The righty's 1.79 overall ERA and .227 opponent batting average both finished top 10 in the conference, while capping the year first in earned runs allowed (24) and runs allowed (37) and third in hits given up (80). St. George was one of three pitchers to post a sub-2.00 ERA in ACC play, while also standing top 10 with a .193 opponent clip. Both totals were tops amongst the league's freshman hurlers.

Before joining the Blue Devils, Waldrop spent one season at the University of Oklahoma, where she served as a graduate student manager. Waldrop and the Sooners went 61-9, captured both the Big 12 regular season and tournament titles and defeated top-seeded Florida in the best-of-three NCAA championship series to win their second-consecutive Women's College World Series crown.

The two-time ACC Pitcher of the Year selection and the 2014 USA Softball National Player of the Year pick at Florida State paced the Seminoles to a four-year record of 195-58 with three ACC regular season championships, two ACC Tournament crowns and four NCAA Tournament berths including one College World Series appearance in 2014. A three-time All-ACC and All-America choice, she turned in 859.2 career innings of work and posted a 109-29 record with seven saves, a 1.37 earned run average and 917 strikeouts.

Waldrop, a two-time Academic All-ACC choice and two-time ACC All-Tournament Team selection, finished her career among Florida State's all-time leaders in pitching victories (1st), pitching appearances (170; 2nd), strikeouts (3rd) and saves (4th). In addition, she was the recipient of the Lowe's Senior CLASS Award in 2015 and earned 16 ACC Player of the Week citations during her heralded career. The No. 3 overall selection in the 2015 National Pro Fastball draft by the Chicago Bandits, Waldrop helped the Bandits to consecutive NPF championships in 2015 and 2016.

Born March 6, 1993, Waldrop is a native of Chester, Va., where she was an all-state star at Thomas Dale High School.





Robert Young

Volunteer Assistant Coach

2nd Season

Robert Young joined the Duke staff in August of 2016 and serves as the program's volunteer assistant coach. His primary responsibilities include assisting with the outfielders and overall team defensive strategy.

With Young's help, the Blue Devils captured 29 wins in their inaugural season, including 13 in conference play to earn the seventh seed in the 2018 ACC Tournament after being picked to finish last. Duke's 13 league wins were highlighted by four series victories, including the last three of the year. Young helped Duke to a sweep of Boston College in the first home ACC series in program history. The squad then added road series victories against Notre Dame and Virginia Tech before closing the ACC slate with a sweep of Virginia at home.

After training his younger brother to a professional career that included a stint in Major League Baseball, Young, who specializes in instructional training of batting and defensive fundamentals, has spent over 30 years coaching softball. He has directed five squads to ASA national championships while coaching dozens of young women to the college level, including multiple collegiate All-America selections.

A native of Santa Ana, Calif., Young is the father of Duke head coach Marissa Young. He and his wife, Marcella, reside in Durham.



Casey Price

Assistant of Operations

2nd Season

George Mason, '15

A former standout at George Mason and member of the Blue Devil athletics family is back in the Blue and White, as Casey Price Fogg was added to the Duke softball coaching staff in 2017 as the director of operations. Price's primary responsibilities include overseeing the day-to-day operations of the program, including scheduling, compliance paperwork, team travel and all things involving Duke softball camps, while also assisting with a number of other tasks.

Price most recently was an account manager with 3 Birds Marketing and a property assistant with Duke's Blue Devil IMG Sports Marketing department before joining coach Marissa Young's staff.

She is also no stranger to the softball field, as Price was a key piece to the George Mason softball program from 2013-16. The outfielder finished her four-year career as a consistent presence on the field for the Patriots, capping her time playing and starting in 187 contests, both top 10 in the George Mason record book.

Price's final season for the Patriots saw her finish top three on the team in batting average (.316), hits (49), runs scored (26), runs batted in (24), at-bats (155) and putouts (79). She also tallied 15 multi-hit contests, six multi-RBI games and six multi-run showings. She was also a consistent threat to get on base, reaching safely in 38 of her 47 games. For her dominance on the field, Price garnered VaSID All-State Second Team honors.

Junior year for the star outfielder saw her play in a career-high 52 contests, starting every single one and earn Second Team All-Atlantic 10 honors. Price finished with a .301 clip, one of four players on the team to play in 50-plus contests and hit above the .300 mark. She also turned in 44 hits, 32 RBI, 30 runs and two homers in 146 total at-bats. She also turned in 93 putouts and three assists from the outfield. She also dominated in the classroom en route to landing on the Fall 2015 Atlantic 10 Commissioner's Honor Roll.

Her second season with the Patriots was her hottest at the plate, as Price averaged a career-best .328 at the plate and scored 31 runs while driving in 26. Price was also a star at turning in extra-base hits, tallying four doubles and an A-10 best four triples, leading to a scorching .422 slugging percentage. She also made her presence known as a continuous threat to reach base safely, earning a .432 on-base percentage while dominating defensively as well with 368 putouts, good for second in the conference. Price's success, as it would throughout her career, extended beyond the field and into the classroom, as she landed on the Spring 2014 Atlantic 10 Commissioner's Honor Roll.

Price's rookie season saw her play in 45 games, starting contest and become one of the top freshmen in the league. She tallied 30 hits in 134 plate appearances, finishing with a .224 batting average. She also scored and drove in nine runs throughout the season, while earning five doubles.

Prior to her time on the collegiate circuit, Price was a standout in softball and basketball for four years at Lee-Davis High School. She was a two-time First Team All-District, All-Metro, All-Region and All-State honoree. She was a member of the 2011 Lee-Davis Softball team that captured the AAA State Championship. Price was named the 2012 Central Region Player of the Year and was also an Army Reserve Scholar-Athlete.

A native of Mechanicsville, Pa., Price Fogg is the daughter of Ken and Dwen Price. She graduated in 2016 with her sport management degree from George Mason University and currently resides in Morrisville, N.C., with her husband, Jesse Fogg.



DUKE SOFTBALL SUPPORT STAFF



Marcus Aprahamian
Academic Coordinator



Jordan Bar
Assistant Sports
Performance Coach



Katie Bessell
Video Assistant, Blue Devil
Network



Jeff Bytowski
Team Physician



Greg Dale
Mental Performance &
Enhancement Coach



Racheed Davis
Sports Marketing Associate



Billy Donnelly
Assistant Director of Blue
Devil Network



Allison Fanning
Assistant Equipment
Manager



Grace Hanlon
Assistant Director of
Athletic Facilities, Game
Ops and Championships



Chad Lampman
Executive Director of Blue
Devil Network



Alyson Leduc
Assistant Sports
Dietitian



Kelly Marcolini
Associate Director of
Sports Marketing




Todd Mesibov
Senior Associate Director
of Athletics/Compliance &
Sport Administrator



Beth Miller
Director of Sports Nutrition



Kerry Mullenix
Director of Athletic
Rehabilitation



Hunter Richardson
Assistant Sports
Information Director



Tony Sales
Assistant Director of
Athletics/Student-Athlete
External Affairs & Sport
Administrator



Morgan Skidmore
Assistant Athletic Trainer

DUKE[®]

SOFTBALL



Kevin M. White

Vice President & Director of Athletics

Adjunct Professor of Business Administration

St. Joseph's College, 1972

Kevin M. White was named Duke University's vice president and director of athletics on May 31, 2008. He also serves as an adjunct professor of business administration at the university.

White, 67, arrived at Duke after leading Notre Dame's athletics program for eight years. In addition to previously holding AD positions at Arizona State University, Tulane University, the University of Maine and Loras College in Iowa, White has served in a number of prominent national leadership roles within intercollegiate athletics, including his service in 2006-07 as president of the National Association of Collegiate Directors of Athletics (NACDA) and in 2005-06 as president of the Division I-A Athletic Directors Association.

Always in demand as a visionary leader, White currently serves on the NCAA Division I Men's Basketball Committee and the United States Olympic Committee (USOC) Board of Directors. In July 2018, White was announced as the chair of the NCAA Men's Basketball Committee for 2019-20 (he will serve as vice chair in 2018-19). In October of 2017, White was selected to chair the newly formed USOC Collegiate Advisory Council (CAC) to guide and strengthen Olympic sport programming at the collegiate level. The 11-member council is charged with bridging the gap between high-contributing collegiate stakeholders and the Olympic Movement.

A testament to the tremendous respect he has garnered within the college athletics community, White has earned multiple high profile awards throughout his career. That impressive list includes the GeneralSports TURF Systems Division I-A Central Region Athletic Director of the Year (2006), the NCAA Football Bowl Subdivision Under Armour AD of the Year Award presented by NACDA (one of four recipients in 2013), the National Football Foundation's John L. Toner award (2015), Sports Business Journal's Athletic Director of the Year award (2015), Bobby Dodd AD of the Year (2015), and the Carl Maddox Sports Management Award (2015).

Guided by the Strategic Plan that was approved by Duke's Board of Trustees in April of 2008, White made an immediate – and lasting – impact on Duke Athletics. In addition to leading the department to unprecedented success in competition, he reshaped the organization into a more efficient department; strengthened ties to both campus and community constituents through consistent outreach efforts; successfully oversaw Duke Athletics' record-breaking fundraising efforts; streamlined and invested in staffing and forged partnerships with major corporate entities to enhance revenue streams to historically high levels; commissioned and executed a master facilities plan to position Duke well into the 21st Century; implemented significant diversity and inclusion efforts for Duke Athletics; and emphasized a stronger commitment to the university's intramural, club and recreational sports programs.

Since White's arrival, Duke has captured seven NCAA Championships – women's tennis in 2009, men's basketball in 2010 and 2015, men's lacrosse in 2010, 2013 and 2014, and women's golf in 2014 – and 22 ACC titles. On the strength of 16 teams participating in postseason competition and robust finishes in several sports, Duke ranked 11th in the 2018 Learfield Sports Directors' Cup standings, which determine an institution's all-around strength in intercollegiate athletics. The 11th-place showing marked the 15th consecutive year that Duke has ended among the nation's top 35 programs. In 2011, Duke placed fifth, matching the school's best finish in the rankings and its 1171.50 points earned were the most in program history. In White's 10 years at Duke, the Blue Devils placed 17th (2009), 10th (2010), fifth (2011), 16th (2012), 12th (2013), ninth (2014), 20th (2015), 24th (2016), 32nd (2017) and 11th (2018) in the Directors' Cup standings.

Ninety-six Blue Devil teams ranked among the nation's top 10 teams during the past 10 seasons with 18 – men's basketball (2009, 2010, 2011, 2013, 2015, 2017, 2018), field hockey (2016, 2018), men's lacrosse (2010, 2013, 2014, 2018), women's golf (2012, 2015) and women's tennis (2009, 2010, 2014) – reaching No. 1. In all, 167 Blue Devil teams advanced to NCAA postseason competition during White's Duke tenure. In 2017-18, Duke claimed two ACC championships in men's fencing and women's golf, while women's soccer and women's tennis earned regular season titles. Individually, Duke student-athletes claimed 11 ACC Player of the Year awards including positional honors, five individual ACC championships, and five ACC Scholar Athletes of the Year awards. In 2016, Duke was the only athletic department in the nation to have a football bowl champion, a Sweet 16 appearance in men's basketball and secure a baseball NCAA postseason berth and in 2018, Duke became just one of four schools over the past decade to win a bowl game, reach the Sweet 16 in both men's and women's basketball and advance to the Super Regional round in baseball in the same season. Individually, 335 student-athletes earned All-America, 657 All-ACC and 282 All-Region or District honors the past 10 years. During White's tenure, Duke boasts 13 NCAA individual champions in Curtis Beach (indoor track and field heptathlon in 2012 and 2014), Juliet Bottorff (outdoor track and field 10k in 2011), Virginia Elena Carta (women's golf in 2016), Mallory Cecil (women's tennis in 2009), Abby Johnston (three-meter diving in 2011), Nick McCrory (platform diving in 2010, 2011, 2013 and 2014), and Becca Ward (women's fencing, saber in 2009, 2011 and 2012).

Academically, Duke teams continued strong performances under White. In the 2017-18 academic year, 26 of 27 Blue Devil varsity teams earned grade point averages of 3.0 or better during the fall and spring semesters. Additionally, 86 student-athletes earned Dean's List honors in the fall semester, while 84 did so in the spring. Overall, a league-record 493

Blue Devil student-athletes made the latest All-ACC Honor Roll. Duke has led the conference in Honor Roll selections 30 times in the past 31 years, including the record-setting 2018 performance by its student-athletes.

In two key elements in tracking a department's academic success, Duke ranked among the nation's best again. Statistics for the Graduation Success Rate (GSR) indicated that 97 percent of freshmen student-athletes receiving scholarship aid or recruited individuals participating in programs that do not offer athletic aid graduated from Duke within six years. Fourteen Duke teams achieved a 100% GSR. Also, 11 Blue Devil teams were ranked in the top 10% of their respective sports in the most recent Academic Performance Rate (APR) Report. In the 2018 report, Duke Football (992) ranked fourth among all FBS schools. In all, Duke totaled the highest APR scores among ACC institutions in 12 of the league's 25 sports – women's cross country (1000), men's fencing (1000), women's fencing (1000), field hockey (1000), football (992), men's golf (1000), men's lacrosse (995), women's lacrosse (1000), men's soccer (1000), women's soccer (1000), women's tennis (1000) and volleyball (1000). Also, six additional Duke programs ranked among the ACC's top six in their respective sports. Last year, three Duke student-athletes were selected as CoSIDA Academic All-Americans, while 78 others received National Scholar-Athlete or Scholar All-America accolades. In White's 10-year tenure, former women's tennis player Parker Goyer won a Rhodes Scholarship (2009), while pole vaulter Sally Liu (2009) and swimmer Allie Speidel (2011) earned Marshall Scholarships.

Under White, Duke has continued its focus on outreach to the local community. Modeling the NCAA Student-Athlete Development program's commitment to service, learning projects and outreach, more than 600 Duke student-athletes across all sports participated in a combined effort of more than 3,000 community service hours during the 2017-18 academic year.

White's commitment to the overall mission of the university remains clear. A portion of ticket sales Blue Devil regular season home sporting events are directed annually to the Duke University Libraries and the Rubenstein-Bing Civic Student-Athlete Civic Engagement program (ACE). Per White's vision from 2011, the Duke Athletics Library Fund has generated significant unrestricted revenue for the Duke University Libraries to support teaching and research across the institution. The civic engagement program, known as ACE, was started in 2015 in a partnership with Stanford University. The foundation of the venture includes student-athletes from both Duke and Stanford working together in under-resourced communities in the United States and abroad. Through immersive three-week summer service assignments that started with 40 student-athletes from the two schools in 2016, the student-athletes had opportunities otherwise not afforded to them during the school year due to academic and athletic responsibilities.

In fall of 2012, Duke University announced the \$3.25 billion Duke Forward fundraising campaign for priorities across Duke's 10 schools, Duke Medicine and a range of university programs. Included in the campaign was a \$250 million goal for Duke Athletics to be divided three ways – for facility enhancements and support (\$100 million), endowment income (\$50 million) and operating funds (\$100 million). The initial \$250 million goal was exceeded by the Duke Athletics fundraising team by more than \$100 million (\$365 million was raised in the campaign that ended June 30, 2017). Several significant facility projects were completed, including major renovations to Brooks Field at Wallace Wade Stadium, including Blue Devil Tower and the Davis Family Kicking Field at the Brooks Practice Facility, a grand entrance and entertainment space to the front of iconic Cameron Indoor Stadium (Rubenstein Pavilion), and the Scott Family Athletics Performance Center that now houses several of Duke Athletics' administrative units, as well as new strength and conditioning and sports medicine areas, a ticket office and team merchandise store.

White, who holds a Ph.D. in education, has taught graduate-level classes since 1982 and currently teaches a sports business course in Duke's Fuqua School of Business as part of Duke's MBA program.

In August 2003, SI.com (the Sports Illustrated web site) listed White, then at Notre Dame, third in its rankings of the most powerful people in college football. In January 2004, The Sporting News listed him in its Power 100 as third among five names in the "front office" category (and the lone college athletics director among the 100).

White has served on numerous NCAA committees, including the NCAA Council, formerly the association's highest governing body. In 2012, White was among a select group of college and professional administrators asked to serve on the Expert Advisory Board for the Knight Commission. Moreover, he was the secretary of NCAA Football, a non-profit corporation acting as the "collective voice to promote college football." For several years, he was a member of the Advocates for Athletic Equity Board of Directors (formerly BCA) and a representative with the football Bowl Championship Series. In addition, he previously was an ex-officio member of the Sugar Bowl Committee during his tenure at Tulane, was a member of the Rose Bowl Management Committee while at Arizona State, and also worked closely with the Fiesta Bowl during his stay in Tempe.

Given his background and success, it is not surprising that 26 current or former directors of athletics were mentored by White.

Before becoming an administrator, White served as head track and field coach at Southeast Missouri State and assistant cross country and track and field coach at Central Michigan. He began his coaching career at Gulf High School in New Port Richey, Fla., coaching cross country and track and assisting in football and wrestling.

White earned his Ph.D. from Southern Illinois University in 1983 with an emphasis on higher education administration. In 1985, he completed postdoctoral work at Harvard University's Institute for Educational Management. He earned his master's degree in athletics administration from Central Michigan University in 1976 and his bachelor's degree in business administration in 1972 from St. Joseph's College in Rensselaer, Ind., where he also competed as a sprinter. Additionally, White was recognized with honorary degrees from Loras College (2012), Notre Dame (2008, along with his wife), the United States Sports Academy (2007) and St. Joseph's College (2001). White is also a Notre Dame Honorary Monogram Club Member. White and his wife, Jane, a former college track and field coach, have five children and 13 grandchildren.



DUKE SENIOR ADMINISTRATION

**Dr. Kevin White**

Vice President, Director of Athletics & Adjunct Professor of Business Administration

**Dr. Chris Kennedy**

Senior Deputy Director of Athletics

**Nina King**

Senior Deputy Director of Athletics/Administration, Legal Affairs and Chief of Staff

**Tom Coffman**

Deputy Director of Athletics/Development

**Jon Jackson**

Deputy Director of Athletics/Men's Basketball, Blue Devil Network and Digital Media

**Mitch Moser**

Deputy Director of Athletics/Resource Development and Chief Financial Officer

**Troy Austin**

Senior Associate Director of Athletics/Internal Affairs

**Brad Berndt**

Senior Associate Director of Athletics/Student Services

**Art Chase**

Associate Director of Athletics/External Affairs

**Todd Mesibov**

Senior Associate Director of Athletics/Compliance

**Jacki Silar**

Senior Associate Director of Athletics/Student-Athlete Development/Senior Women's Administrator

**Bob Weiseman**

Associate Director of Athletics/Athletic Facilities, Game Operations and Championships

**Joe Manhertz**

Associate Director of Athletics/Iron Dukes Major Gifts

**Mike Sobb**

Associate Director of Athletics/Resource Acquisition

**Jack Winters**

Associate Director of Athletics/Executive Director Iron Dukes Annual Fund

**Leslie Barnes**

Assistant Director of Athletics/Student-Athlete Development

**Gina Rosser Bradley**

Assistant Director of Athletics/Business Operations

**Debbie Savarino**

Assistant Director of Athletics/Special Events

**Rachel Curtis**

Assistant Director of Athletics/Athletics Environmental Branding

**Tony Sales**

Assistant Director of Athletics/Student-Athlete External Affairs

**Elinor Hurt**

Executive Director/Ticket Operations

**Heather Ryan**

Executive Director/Academic Services

**Felicia Tittle**

Executive Director/Recreation & Physical Education

**Hap Zarzour**

Executive Director of Athletic Medicine/Chairman of Integrative Performance Excellence Group



TEAM ONE RECAP

OVERALL: 29-27 | ACC: 13-11 | ACC FINISH: 7th

2018 RESULTS (29-27, 13-11 ACC)

| | | | |
|------|-----------------------------|---------------------|-------------------|
| 2/8 | at Florida Atlantic ! | Boca Raton, Fla. | W, 4-3 |
| 2/8 | at Florida Atlantic ! | Boca Raton, Fla. | L, 2-3 |
| 2/9 | vs. Ohio State ! | Boca Raton, Fla. | L, 2-5 |
| 2/9 | vs. Michigan State ! | Boca Raton, Fla. | W, 3-0 |
| 2/10 | vs. Boston University ! | Boca Raton, Fla. | L, 4-7 (8) |
| 2/16 | Penn State # | Durham, N.C. | W, 7-5 |
| 2/16 | Purdue # | Durham, N.C. | W, 4-0 |
| 2/17 | Purdue # | Durham, N.C. | W, 8-1 |
| 2/18 | Penn State # | Durham, N.C. | W, 7-2 |
| 2/23 | vs. Morgan State \$ | Orlando, Fla. | W, 5-0 |
| 2/23 | vs. No. 22 Kentucky \$ | Orlando, Fla. | L, 1-5 |
| 2/24 | vs. Savannah State \$ | Orlando, Fla. | W, 5-1 |
| 2/24 | vs. Harvard \$ | Orlando, Fla. | W, 5-0 |
| 2/25 | vs. No. 22 Minnesota \$ | Orlando, Fla. | L, 1-5 (8) |
| 3/2 | North Dakota State % | Durham, N.C. | L, 4-10 |
| 3/2 | Yale % | Durham, N.C. | W, 4-3 (9) |
| 3/3 | Lehigh % | Durham, N.C. | W, 5-3 |
| 3/4 | Kent State % | Durham, N.C. | W, 8-0 (5) |
| 3/9 | at North Carolina * | Chapel Hill, N.C. | L, 1-2 (9) |
| 3/10 | at North Carolina * | Chapel Hill, N.C. | L, 5-7 |
| 3/10 | at North Carolina * | Chapel Hill, N.C. | L, 2-7 |
| 3/14 | at Charleston | Charleston, S.C. | W, 5-1 |
| 3/14 | at Charleston | Charleston, S.C. | L, 8-9 |
| 3/16 | Boston College * | Durham, N.C. | W, 4-3 |
| 3/17 | Boston College * | Durham, N.C. | W, 6-5 |
| 3/18 | Boston College * | Durham, N.C. | W, 1-0 |
| 3/20 | at No. 15 South Carolina | Columbia, S.C. | L, 1-6 |
| 3/21 | at East Carolina | Greenville, N.C. | L, 1-4 |
| 3/23 | Louisville * | Durham, N.C. | L, 3-5 |
| 3/23 | Louisville * | Durham, N.C. | L, 0-5 |
| 3/24 | Louisville * | Durham, N.C. | W, 1-0 |
| 3/28 | USC Upstate | Durham, N.C. | L, 1-3 (8) |
| 3/28 | USC Upstate | Durham, N.C. | W, 6-5 |
| 3/31 | at Pitt * | Pittsburgh, Pa. | L, 4-6 |
| 3/31 | at Pitt * | Pittsburgh, Pa. | L, 4-8 |
| 4/1 | at Pitt * | Pittsburgh, Pa. | W, 2-1 |
| 4/4 | at Coastal Carolina | Conway, S.C. | L, 1-3 |
| 4/6 | Georgia Tech * | Durham, N.C. | W, 2-1 (8) |
| 4/6 | Georgia Tech * | Durham, N.C. | L, 3-4 |
| 4/8 | Georgia Tech * | Durham, N.C. | L, 3-5 |
| 4/10 | at Charlotte | Charlotte, N.C. | L, 2-3 (9) |
| 4/11 | Elon | Durham, N.C. | W, 1-0 |
| 4/13 | at Notre Dame * | South Bend, Ind. | W, 5-2 |
| 4/14 | at Notre Dame * | South Bend, Ind. | W, 6-2 |
| 4/14 | at Notre Dame * | South Bend, Ind. | L, 5-9 |
| 4/18 | at NC State | Raleigh, N.C. | W, 7-4 |
| 4/20 | at Virginia Tech * | Blacksburg, Va. | L, 1-3 |
| 4/21 | at Virginia Tech * | Blacksburg, Va. | W, 5-1 |
| 4/22 | at Virginia Tech * | Blacksburg, Va. | W, 5-0 |
| 4/27 | Virginia * | Durham, N.C. | W, 3-2 |
| 4/28 | Virginia * | Durham, N.C. | W, 9-1 (5) |
| 4/29 | Virginia * | Durham, N.C. | W, 5-1 |
| 5/5 | at Longwood | Farmville, Va. | L, 6-7 (9) |
| 5/5 | at Longwood | Farmville, Va. | L, 1-3 |
| 5/6 | Campbell | Durham, N.C. | L, 2-3 |
| 5/9 | vs. Virginia Tech ^ | Atlanta, Ga. | L, 0-4 |

Home games in bold; * - ACC game; ! - FAU "First Pitch" Classic;

- Big Ten/ACC Challenge; \$ - Citrus Classic;

% - Duke Inaugural Tournament; ^ - ACC Tournament



INDIVIDUAL OFFENSIVE LEADERS

| | | |
|---------------------|------------------------------|------|
| Batting Average | Raine Wilson | .371 |
| Slugging Percentage | Raine Wilson | .593 |
| On Base Percentage | Raine Wilson | .453 |
| Runs | Raine Wilson | 35 |
| Hits | Raine Wilson | 62 |
| RBI | Raine Wilson | 35 |
| Doubles | Raine Wilson | 15 |
| Triples | Jameson Kavel | 5 |
| Home Runs | Raine Wilson | 6 |
| Total Bases | Raine Wilson | 99 |
| Walks | Rachel Abboud & Raine Wilson | 20 |
| Hit by Pitch | Rachel Abboud | 8 |
| Sac Bunts | Jazmine Moreno | 15 |
| Sac Flies | Rachel Abboud | 4 |
| Stolen Bases | Jameson Kavel | 16 |

INDIVIDUAL PITCHING LEADERS

| | | |
|----------------------|-------------------|-------|
| Earned Run Average | Peyton St. George | 1.79 |
| Opp. Batting Average | Peyton St. George | .227 |
| Wins | Amelia Wiercioch | 11 |
| Saves | Amelia Wiercioch | 2 |
| Innings Pitched | Amelia Wiercioch | 154.2 |
| Strikeouts | Peyton St. George | 96 |
| Appearances | Amelia Wiercioch | 42 |
| Games Started | Amelia Wiercioch | 22 |
| Games in Relief | Peyton St. George | 27 |

HONORS & AWARDS

All-ACC

Raine Wilson (1st Team)
Rachel Abboud (Freshman)
Peyton St. George (Freshman)

ESPNW National Player of the Week

Katherine Huey (2/21)

All-ACC Academic Team

Rachel Abboud, Peyton St. George, Raine Wilson

ACC Academic Honor Roll

Rachel Abboud, Bri Butler, Emilie Cieslak, Jill Ferraro,
Jameson Kavel, Reilly Metzger, Hannah Pridemore,
Dominique Salinas, Peyton St. George, Amelia Wiercioch,
Raine Wilson, Haley Wymbs

Letterwinners

Rachel Abboud, Bri Butler, Emilie Cieslak, Kortney Dry,
Jill Ferraro, Katherine Huey, Jameson Kavel, Makenna
Lutterloh, Reilly Metzger, Jazmine Moreno, Hannah
Pridemore, Ashleigh Rodriguez, Dominique Salinas,
Peyton St. George, Amelia Wiercioch, Raine Wilson, Haley
Wymbs



2018 FINAL STATISTICS



2018 Duke Softball Overall Statistics for Duke (as of May 09, 2018) (All games Sorted by Batting avg)



Record: 29-27 Home: 17-7 Away: 8-15 Neutral: 4-5 ACC: 13-11

| Player | avg | gp-gs | ab | r | h | 2b | 3b | hr | rbi | tb | slg% | bb | hp | so | gdp | ob% | sf | sh | sb-att | po | a | e | fld% |
|--------------------|------|-------|------|-----|-----|----|----|----|-----|-----|------|-----|----|-----|-----|------|----|----|--------|------|-----|----|-------|
| Raine Wilson | .371 | 55-53 | 167 | 35 | 62 | 15 | 2 | 6 | 35 | 99 | .593 | 20 | 5 | 15 | 4 | .453 | 0 | 3 | 4-4 | 45 | 144 | 13 | .936 |
| Haley Wymbs | .317 | 45-39 | 101 | 17 | 32 | 2 | 0 | 0 | 7 | 34 | .337 | 9 | 0 | 8 | 1 | .373 | 0 | 7 | 2-3 | 33 | 1 | 1 | .971 |
| Rachel Abboud | .310 | 56-56 | 171 | 23 | 53 | 9 | 0 | 2 | 21 | 68 | .398 | 20 | 8 | 18 | 1 | .399 | 4 | 4 | 0-0 | 456 | 10 | 12 | .975 |
| Amelia Wiercioch | .287 | 55-45 | 143 | 12 | 41 | 9 | 2 | 3 | 28 | 63 | .441 | 15 | 1 | 29 | 0 | .354 | 2 | 1 | 0-0 | 33 | 49 | 3 | .965 |
| Jameson Kavel | .272 | 56-56 | 191 | 32 | 52 | 9 | 5 | 1 | 18 | 74 | .387 | 14 | 0 | 24 | 2 | .319 | 2 | 6 | 16-17 | 80 | 168 | 17 | .936 |
| Katherine Huey | .262 | 41-35 | 84 | 6 | 22 | 4 | 0 | 3 | 13 | 35 | .417 | 7 | 1 | 24 | 2 | .326 | 0 | 0 | 0-0 | 5 | 19 | 0 | 1.000 |
| Peyton St. George | .262 | 38-10 | 42 | 2 | 11 | 5 | 0 | 0 | 5 | 16 | .381 | 0 | 0 | 14 | 1 | .262 | 0 | 0 | 0-0 | 1 | 19 | 0 | 1.000 |
| Kortney Dry | .256 | 31-23 | 78 | 10 | 20 | 4 | 0 | 1 | 6 | 27 | .346 | 3 | 2 | 7 | 1 | .301 | 0 | 3 | 0-0 | 37 | 28 | 8 | .890 |
| Dominique Salinas | .254 | 55-55 | 122 | 16 | 31 | 3 | 0 | 0 | 11 | 34 | .279 | 12 | 3 | 18 | 0 | .336 | 0 | 6 | 7-8 | 44 | 4 | 0 | 1.000 |
| Reilly Metzger | .243 | 38-32 | 70 | 12 | 17 | 4 | 0 | 0 | 2 | 21 | .300 | 7 | 7 | 6 | 0 | .369 | 0 | 0 | 0-1 | 40 | 48 | 9 | .907 |
| Jill Ferraro | .208 | 35-30 | 72 | 6 | 15 | 2 | 0 | 2 | 8 | 23 | .319 | 16 | 5 | 9 | 0 | .387 | 0 | 5 | 0-0 | 19 | 2 | 3 | .875 |
| Brianna Butler | .200 | 28-15 | 45 | 1 | 9 | 1 | 0 | 0 | 5 | 10 | .222 | 1 | 0 | 11 | 0 | .217 | 0 | 0 | 0-0 | 18 | 7 | 2 | .926 |
| Jazmine Moreno | .185 | 56-56 | 146 | 14 | 27 | 6 | 0 | 1 | 11 | 36 | .247 | 11 | 1 | 15 | 0 | .244 | 2 | 15 | 6-9 | 264 | 31 | 4 | .987 |
| Hannah Pridemore | .156 | 31-12 | 45 | 2 | 7 | 0 | 0 | 1 | 2 | 10 | .222 | 6 | 0 | 8 | 0 | .255 | 0 | 0 | 0-0 | 34 | 0 | 0 | 1.000 |
| Ashleigh Rodriguez | .063 | 52-41 | 32 | 7 | 2 | 0 | 0 | 0 | 0 | 2 | .063 | 2 | 2 | 6 | 0 | .167 | 0 | 1 | 2-2 | 48 | 52 | 5 | .952 |
| ----- | | | | | | | | | | | | | | | | | | | | | | | |
| Emilie Cieslak | .000 | 4-0 | 3 | 0 | 0 | 0 | 0 | 0 | 0 | 0 | .000 | 0 | 1 | 0 | 0 | .250 | 0 | 0 | 0-0 | 0 | 0 | 0 | .000 |
| Makenna Lutterloh | .000 | 20-2 | 0 | 11 | 0 | 0 | 0 | 0 | 0 | 0 | .000 | 0 | 0 | 0 | 0 | .000 | 0 | 0 | 1-2 | 1 | 0 | 0 | 1.000 |
| Totals | .265 | 56 | 1512 | 206 | 401 | 73 | 9 | 20 | 172 | 552 | .365 | 143 | 36 | 212 | 12 | .341 | 10 | 51 | 38-46 | 1158 | 582 | 77 | .958 |
| Opponents | .238 | 56 | 1503 | 188 | 357 | 61 | 7 | 23 | 154 | 501 | .333 | 126 | 19 | 262 | 6 | .303 | 7 | 38 | 46-55 | 1157 | 515 | 69 | .960 |

LOB - Team (394), Opp (352). DPs turned - Team (10), Opp (18). CI - Team (1), J. Moreno 1, Opp (1). IBB - Team (0), Opp (6).
Picked off - J. Kavel 1.

(All games Sorted by Earned run avg)

| Player | era | w-l | app | gs | cg | sho | sv | ip | h | r | er | bb | so | 2b | 3b | hr | b/avg | wp | hp | bk | sfa | sha |
|-------------------|------|-------|-----|----|----|-----|----|-------|-----|-----|-----|-----|-----|----|----|----|-------|----|----|----|-----|-----|
| Peyton St. George | 1.79 | 8-4 | 35 | 8 | 2 | 1/4 | 1 | 93.2 | 80 | 37 | 24 | 34 | 96 | 17 | 1 | 6 | .227 | 6 | 3 | 0 | 2 | 13 |
| Amelia Wiercioch | 1.95 | 11-12 | 42 | 22 | 4 | 2/3 | 2 | 154.2 | 141 | 73 | 43 | 45 | 94 | 26 | 3 | 8 | .236 | 3 | 9 | 0 | 2 | 16 |
| Katherine Huey | 2.43 | 9-9 | 31 | 20 | 3 | 1/2 | 0 | 109.2 | 102 | 59 | 38 | 38 | 57 | 13 | 1 | 8 | .235 | 3 | 3 | 0 | 2 | 8 |
| ----- | | | | | | | | | | | | | | | | | | | | | | |
| Brianna Butler | 2.00 | 1-2 | 11 | 6 | 0 | 0/1 | 0 | 28.0 | 34 | 19 | 8 | 9 | 15 | 5 | 2 | 1 | .288 | 2 | 4 | 0 | 1 | 1 |
| Totals | 2.05 | 29-27 | 56 | 56 | 9 | 9/5 | 3 | 386.0 | 357 | 188 | 113 | 126 | 262 | 61 | 7 | 23 | .238 | 14 | 19 | 0 | 7 | 38 |
| Opponents | 2.54 | 27-29 | 56 | 56 | 28 | 2/1 | 5 | 385.2 | 401 | 206 | 140 | 143 | 212 | 73 | 9 | 20 | .265 | 29 | 36 | 0 | 10 | 51 |

PB - Team (7), J. Moreno 6, H. Pridemore 1, Opp (7). Pickoffs - Team (2), J. Moreno 2, Opp (1). SBA/ATT - J. Moreno (44-52),
A. Wiercioch (16-22), K. Huey (14-17), P. St George (12-12), B. Butler (4-4), H. Pridemore (2-2), R. Wilson (0-1).



PROGRAM FIRSTS

After being announced as the newest varsity sport at Duke University in 2013, the Blue Devils took the field for the first time in program history on Feb. 8, 2018. From there, Team One racked up a number of team firsts on the field.

Game: Feb. 8, 2018 vs. FAU (Game 1)

Win (Team): Feb. 8, 2018 vs. FAU (Game 1), 4-3

Win (Individual): Katherine Huey vs. FAU (Game 1), Feb. 8, 2018

At-Bat: Jameson Kavel vs. FAU (Game 1), Feb. 8, 2018

Pitch: Amelia Wiercioch vs. FAU (Game 1), Feb. 8, 2018

Baserunner: Jameson Kavel (Walked, 1st Inning) vs. FAU (Game 1), Feb. 8, 2018

Hit: Amelia Wiercioch (Double, 1st Inning) vs. FAU (Game 1), Feb. 8, 2018

Single: Rachel Abboud (3rd Inning) vs. FAU (Game 1), Feb. 8, 2018

Double: Amelia Wiercioch (1st Inning) vs. FAU (Game 1), Feb. 8, 2018

Walk: Jameson Kavel (1st Inning) vs. FAU (Game 1), Feb. 8, 2018

Hit By Pitch: Ashleigh Rodriguez (7th Inning) vs. FAU (Game 2), Feb. 8, 2018

Run Scored: Raine Wilson (1st Inning, Amelia Wiercioch 2 RBI Double) vs. FAU (Game 1), Feb. 8, 2018

Run Batted In: Amelia Wiercioch (1st Inning) vs. FAU (Game 1), Feb. 8, 2018

Sacrifice Hit: Jazmine Moreno (SAC Bunt, 1st Inning) vs. FAU (Game 1), Feb. 8, 2018

Sacrifice Fly: Rachel Abboud (5th Inning) vs. FAU (Game 2), Feb. 8, 2018

Strikeout: Amelia Wiercioch (Strikeout Looking) vs. FAU (Game 1), Feb. 8, 2018

Stolen Base: Dominique Salinas (2nd Inning) vs. FAU (Game 2), Feb. 8, 2018

Complete Game: Katherine Huey vs. Michigan State, Feb. 9, 2018

Shutout: Katherine Huey vs. Michigan State, Feb. 9, 2018

Complete Game Shutout: Katherine Huey vs. Michigan State, Feb. 9, 2018

Extra Innings Game: Feb. 10, 2018 vs. Boston University (L, 7-4 [8])

Home Run: Katherine Huey (2-Run, 4th Inning) vs. Penn State, Feb. 16, 2018

Save: Amelia Wiercioch vs. Penn State, Feb. 16, 2018

Comeback Win: Feb. 16, 2018 vs. Penn State (Trailed 5-0 in T3, won 7-5)

Triple: Jameson Kavel (6th Inning) vs. Purdue, Feb. 16, 2018

One-Hitter: Amelia Wiercioch vs. Purdue, Feb. 16, 2018

Double Play Turned: 5-3 (Raine Wilson to Rachel Abboud) vs. Purdue, Feb. 17, 2018

Winning Streak: 5 Games (Feb. 16 vs. Penn State - Feb. 23 vs. Morgan State)

National POTW Honor: Katherine Huey (espnW), Feb. 21, 2018

Extra-Innings Win: March 2, 2018 vs. Yale (W, 4-3 [9])

Grand Slam: Amelia Wiercioch (4th Inning) vs. Lehigh, March 3, 2018

Run-Rule Victory: March 4, 2018 vs. Kent State (W, 8-0 [5])

ACC Contest: March 9, 2018 at North Carolina (L, 2-1 [9])

Multi-Home Run Game: Raine Wilson at North Carolina (Game 1), March 10, 2018

Midweek Contest: March 14, 2018 at Charleston (W, 5-1)

ACC Victory: March 16, 2018 vs. Boston College (W, 4-3)

ACC Victory (Individual): Peyton St. George vs. Boston College, March 16, 2018

Four-Hit Performance: Rachel Abboud vs. Boston College, March 17, 2018 (4-4)

ACC Shutout: March 18, 2018 vs. Boston College (1-0)

ACC Series Victory: March 16-18, 2018 vs. Boston College

ACC Series Sweep: March 16-18, 2018 vs. Boston College

ACC Road Win: April 1, 2018 at Pitt (2-1)

ACC Double Play Turned: 4-6-3 (K. Dry to J. Kavel to R. Abboud) vs. Georgia Tech, April 6, 2018

ACC Weekend Rubber Game: April 8, 2018 vs. Georgia Tech (L, 5-3)

ACC Road Series Win: April 13-14, 2018 at Notre Dame

Inside-The-Park Home Run: Amelia Wiercioch (3rd Inning) at Notre Dame (Game 2); April 14, 2018

Multi-Double Play Game: Two at Virginia Tech; April 20, 2018

Back-to-Back ACC Series Wins: April 13-14, 2018 at Notre Dame & April 20-22, 2018 at Virginia Tech

ACC Run-Rule Win: April 28, 2018 vs. Virginia (W, 9-1 [5])

Three-Straight ACC Series Wins: April 13-14, 2018 at Notre Dame, April 20-22, 2018 at Virginia Tech & April 27-29 vs. Virginia

All-ACC Honorees: Raine Wilson (First Team), Peyton St. George (Freshmen) & Rachel Abboud (Freshmen); May 8, 2018





ALL-TIME STATISTICS

OFFENSIVE

| Year | Avg | GP | AB | R | H | 2B | 3B | HR | RBI | TB | SLG% | BB | HBP | SO | GDP | OB% | SF | SH | SB | ATT | PO | A | E | FLD% |
|------|------|----|------|-----|-----|----|----|----|-----|-----|------|-----|-----|-----|-----|------|----|----|----|-----|------|-----|----|------|
| 2018 | .265 | 56 | 1512 | 206 | 401 | 73 | 9 | 20 | 172 | 552 | .365 | 143 | 36 | 212 | 12 | .341 | 10 | 51 | 38 | 46 | 1158 | 582 | 77 | .958 |

PITCHING

| Year | ERA | W-L | APP | CG | SHO | SV | IP | H | R | ER | BB | SO | BF | B/AVG | WP | HBP |
|------|------|-------|-----|----|-----|----|-------|-----|-----|-----|-----|-----|------|-------|----|-----|
| 1955 | 2.05 | 29-27 | 56 | 9 | 9/5 | 3 | 386.0 | 357 | 188 | 113 | 126 | 262 | 1503 | .238 | 14 | 19 |

ANNUAL LEADERS

HITTING

BATTING AVERAGE

Minimum 2.50 plate appearances per team game

| | | |
|------|--------------|------|
| 2018 | Raine Wilson | .571 |
|------|--------------|------|

SLUGGING PCT.

| | | |
|------|--------------|------|
| 2018 | Raine Wilson | .593 |
|------|--------------|------|

ON-BASE PCT.

| | | |
|------|--------------|------|
| 2018 | Raine Wilson | .453 |
|------|--------------|------|

RUNS SCORED

| | | |
|------|--------------|----|
| 2018 | Raine Wilson | 35 |
|------|--------------|----|

HITS

| | | |
|------|--------------|----|
| 2018 | Raine Wilson | 62 |
|------|--------------|----|

DOUBLES

| | | |
|------|--------------|----|
| 2018 | Raine Wilson | 15 |
|------|--------------|----|

TRIPLES

| | | |
|------|---------------|---|
| 2018 | Jameson Kavel | 5 |
|------|---------------|---|

HOME RUNS

| | | |
|------|--------------|---|
| 2018 | Raine Wilson | 6 |
|------|--------------|---|

TOTAL BASES

| | | |
|------|--------------|----|
| 2018 | Raine Wilson | 99 |
|------|--------------|----|

RBI

| | | |
|------|--------------|----|
| 2018 | Raine Wilson | 35 |
|------|--------------|----|

WALKS

| | | |
|------|----------------------------|----|
| 2018 | Rachel Abboud/Raine Wilson | 20 |
|------|----------------------------|----|

HIT BY PITCH

| | | |
|------|---------------|---|
| 2018 | Rachel Abboud | 8 |
|------|---------------|---|

SAC HITS

| | | |
|------|----------------|----|
| 2018 | Jazmine Moreno | 15 |
|------|----------------|----|

SAC FLIES

| | | |
|------|---------------|---|
| 2018 | Rachel Abboud | 4 |
|------|---------------|---|

STOLEN BASES

| | | |
|------|---------------|----|
| 2018 | Jameson Kavel | 16 |
|------|---------------|----|

AT-BATS

| | | |
|------|---------------|-----|
| 2018 | Jameson Kavel | 191 |
|------|---------------|-----|

TOTAL PLATE APP.

| | | |
|------|---------------|-----|
| 2018 | Jameson Kavel | 213 |
|------|---------------|-----|

PITCHING

EARNED RUN AVERAGE

| | | |
|------|-------------------|------|
| 2018 | Peyton St. George | 1.79 |
|------|-------------------|------|

OPP. BATTING AVERAGE

| | | |
|------|-------------------|------|
| 2018 | Peyton St. George | .227 |
|------|-------------------|------|

WINS

| | | |
|------|------------------|----|
| 2018 | Amelia Wiercioch | 11 |
|------|------------------|----|

LOSSES

| | | |
|------|------------------|----|
| 2018 | Amelia Wiercioch | 12 |
|------|------------------|----|

SAVES

| | | |
|------|------------------|---|
| 2018 | Amelia Wiercioch | 2 |
|------|------------------|---|

INNINGS PITCHED

| | | |
|------|------------------|-------|
| 2018 | Amelia Wiercioch | 154.2 |
|------|------------------|-------|

STRIKEOUTS

| | | |
|------|-------------------|----|
| 2018 | Peyton St. George | 96 |
|------|-------------------|----|

STRIKEOUTS LOOKING

| | | |
|------|------------------|----|
| 2018 | Amelia Wiercioch | 26 |
|------|------------------|----|

COMPLETE GAMES

| | | |
|------|------------------|---|
| 2018 | Amelia Wiercioch | 4 |
|------|------------------|---|

SHUTOUTS

| | | |
|------|------------------|---|
| 2018 | Amelia Wiercioch | 2 |
|------|------------------|---|

HITS ALLOWED

| | | |
|------|-------------------|----|
| 2018 | Peyton St. George | 80 |
|------|-------------------|----|

RUNS ALLOWED

| | | |
|------|-------------------|----|
| 2018 | Peyton St. George | 37 |
|------|-------------------|----|

EARNED RUNS ALLOWED

| | | |
|------|-------------------|----|
| 2018 | Peyton St. George | 24 |
|------|-------------------|----|

WALKS ALLOWED

| | | |
|------|-------------------|----|
| 2018 | Peyton St. George | 34 |
|------|-------------------|----|

APPEARANCES

| | | |
|------|------------------|----|
| 2018 | Amelia Wiercioch | 42 |
|------|------------------|----|

GAMES STARTED

| | | |
|------|------------------|----|
| 2018 | Amelia Wiercioch | 22 |
|------|------------------|----|

WILD PITCHES

| | | |
|------|-------------------|---|
| 2018 | Peyton St. George | 6 |
|------|-------------------|---|

HIT BATTERS

| | | |
|------|------------------|---|
| 2018 | Amelia Wiercioch | 9 |
|------|------------------|---|

FIELDING

CHANCES

| | | |
|------|---------------|-----|
| 2018 | Rachel Abboud | 478 |
|------|---------------|-----|

PUTOUTS

| | | |
|------|---------------|-----|
| 2018 | Rachel Abboud | 456 |
|------|---------------|-----|

ASSISTS

| | | |
|------|---------------|-----|
| 2018 | Jameson Kavel | 168 |
|------|---------------|-----|

ERRORS

| | | |
|------|---------------|----|
| 2018 | Jameson Kavel | 17 |
|------|---------------|----|

DOUBLE PLAYS

| | | |
|------|---------------|---|
| 2018 | Rachel Abboud | 9 |
|------|---------------|---|

CAUGHT STEALING BY

| | | |
|------|----------------|---|
| 2018 | Jazmine Moreno | 8 |
|------|----------------|---|

RUNNERS PICKED OFF

| | | |
|------|----------------|---|
| 2018 | Jazmine Moreno | 2 |
|------|----------------|---|



CAREER/SEASON RECORDS

HITTING

BATTING AVERAGE

| Rk | Avg | Name | Years |
|----|------|------------------|--------------|
| 1 | .371 | Raine Wilson | 2018-Present |
| 2 | .317 | Haley Wymbs | 2018-Present |
| 3 | .310 | Rachel Abboud | 2018-Present |
| 4 | .287 | Amelia Wiercioch | 2018-Present |
| 5 | .272 | Jameson Kavel | 2018-Present |

SLUGGING PERCENTAGE

| Rk | Avg | Name | Years |
|----|------|------------------|--------------|
| 1 | .593 | Raine Wilson | 2018-Present |
| 2 | .441 | Amelia Wiercioch | 2018-Present |
| 3 | .417 | Katherine Huey | 2018-Present |
| 4 | .398 | Rachel Abboud | 2018-Present |
| 5 | .387 | Jameson Kavel | 2018-Present |

ON-BASE PERCENTAGE

| Rk | % | Name | Years |
|----|------|----------------|--------------|
| 1 | .453 | Raine Wilson | 2018-Present |
| 2 | .399 | Rachel Abboud | 2018-Present |
| 3 | .387 | Jill Ferraro | 2018 |
| 4 | .373 | Haley Wymbs | 2018-Present |
| 5 | .369 | Reilly Metzger | 2018-Present |

GAMES PLAYED

| Rk | Gms | Name | Years |
|----|-----|-------------------|--------------|
| 1 | 56 | Jameson Kavel | 2018-Present |
| | 56 | Rachel Abboud | 2018-Present |
| | 56 | Jazmine Moreno | 2018-Present |
| 4 | 55 | Raine Wilson | 2018-Present |
| | 55 | Amelia Wiercioch | 2018-Present |
| | 55 | Dominique Salinas | 2018-Present |

GAMES STARTED

| Rk | GS | Name | Years |
|----|----|-------------------|--------------|
| 1 | 56 | Jameson Kavel | 2018-Present |
| | 56 | Rachel Abboud | 2018-Present |
| | 56 | Jazmine Moreno | 2018-Present |
| 4 | 55 | Dominique Salinas | 2018-Present |
| 5 | 53 | Raine Wilson | 2018-Present |

AT BATS

| Rk | AB | Name | Years |
|----|-----|------------------|--------------|
| 1 | 191 | Jameson Kavel | 2018-Present |
| 2 | 171 | Rachel Abboud | 2018-Present |
| 3 | 167 | Raine Wilson | 2018-Present |
| 4 | 146 | Jazmine Moreno | 2018-Present |
| 5 | 143 | Amelia Wiercioch | 2018-Present |

RUNS SCORED

| Rk | R | Name | Years |
|----|----|-------------------|--------------|
| 1 | 35 | Raine Wilson | 2018-Present |
| 2 | 32 | Jameson Kavel | 2018-Present |
| 3 | 23 | Rachel Abboud | 2018-Present |
| 4 | 17 | Haley Wymbs | 2018-Present |
| 5 | 16 | Dominique Salinas | 2018-Present |

HITS

| Rk | H | Name | Years |
|----|----|------------------|--------------|
| 1 | 62 | Raine Wilson | 2018-Present |
| 2 | 53 | Rachel Abboud | 2018-Present |
| 3 | 52 | Jameson Kavel | 2018-Present |
| 4 | 41 | Amelia Wiercioch | 2018-Present |
| 5 | 32 | Haley Wymbs | 2018-Present |

DOUBLES

| Rk | 2B | Name | Years |
|----|----|------------------|--------------|
| 1 | 15 | Raine Wilson | 2018-Present |
| 2 | 9 | Amelia Wiercioch | 2018-Present |
| | 9 | Rachel Abboud | 2018-Present |
| | 9 | Jameson Kavel | 2018-Present |
| 5 | 6 | Jazmine Moreno | 2018-Present |

TRIPLES

| Rk | 3B | Name | Years |
|----|----|------------------|--------------|
| 1 | 5 | Jameson Kavel | 2018-Present |
| 2 | 2 | Amelia Wiercioch | 2018-Present |
| | 2 | Raine Wilson | 2018-Present |

HOME RUNS

| Rk | HR | Name | Years |
|----|----|------------------|--------------|
| 1 | 6 | Raine Wilson | 2018-Present |
| 2 | 3 | Katherine Huey | 2018-Present |
| | 3 | Amelia Wiercioch | 2018-Present |
| 4 | 2 | Rachel Abboud | 2018-Present |
| | 2 | Jill Ferraro | 2018 |

RBI

| Rk | RBI | Name | Years |
|----|-----|------------------|--------------|
| 1 | 35 | Raine Wilson | 2018-Present |
| 2 | 28 | Amelia Wiercioch | 2018-Present |
| 3 | 21 | Rachel Abboud | 2018-Present |
| 4 | 18 | Jameson Kavel | 2018-Present |
| 5 | 13 | Katherine Huey | 2018-Present |

WALKS

| Rk | BB | Name | Years |
|----|----|------------------|--------------|
| 1 | 20 | Rachel Abboud | 2018-Present |
| | 20 | Raine Wilson | 2018-Present |
| 3 | 16 | Jill Ferraro | 2018 |
| 4 | 15 | Amelia Wiercioch | 2018-Present |
| 5 | 14 | Jameson Kavel | 2018-Present |

HIT BY PITCH

| Rk | HBP | Name | Years |
|----|-----|-------------------|--------------|
| 1 | 8 | Rachel Abboud | 2018-Present |
| 2 | 7 | Reilly Metzger | 2018-Present |
| 3 | 5 | Raine Wilson | 2018-Present |
| | 5 | Jill Ferraro | 2018 |
| 5 | 3 | Dominique Salinas | 2018-Present |

SAC HITS

| Rk | SH | Name | Years |
|----|----|-------------------|--------------|
| 1 | 15 | Jazmine Moreno | 2018-Present |
| 2 | 7 | Haley Wymbs | 2018-Present |
| 3 | 6 | Jameson Kavel | 2018-Present |
| | 6 | Dominique Salinas | 2018-Present |
| 5 | 5 | Jill Ferraro | 2018 |

SAC FLIES

| Rk | SF | Name | Years |
|----|----|------------------|--------------|
| 1 | 4 | Rachel Abboud | 2018-Present |
| 2 | 2 | Jameson Kavel | 2018-Present |
| | 2 | Amelia Wiercioch | 2018-Present |
| | 2 | Jazmine Moreno | 2018-Present |

TIMES STRUCK OUT

| Rk | SO | Name | Years |
|----|----|-------------------|--------------|
| 1 | 29 | Amelia Wiercioch | 2018-Present |
| 2 | 24 | Jameson Kavel | 2018-Present |
| | 24 | Katherine Huey | 2018-Present |
| 4 | 18 | Dominique Salinas | 2018-Present |
| | 18 | Rachel Abboud | 2018-Present |

STOLEN BASES

| Rk | SB | Name | Years |
|----|----|--------------------|--------------|
| 1 | 16 | Jameson Kavel | 2018-Present |
| 2 | 7 | Dominique Salinas | 2018-Present |
| 3 | 6 | Jazmine Moreno | 2018-Present |
| 4 | 4 | Raine Wilson | 2018-Present |
| 5 | 2 | Haley Wymbs | 2018-Present |
| | 2 | Ashleigh Rodriguez | 2018 |

PITCHING

EARNED RUN AVERAGE

| Rk | ERA | Name | Years |
|----|------|-------------------|--------------|
| 1 | 1.79 | Peyton St. George | 2018-Present |
| 2 | 1.95 | Amelia Wiercioch | 2018-Present |
| 3 | 2.43 | Katherine Huey | 2018 |

WINS

| Rk | Wins | Name | Years |
|----|------|-------------------|--------------|
| 1 | 11 | Amelia Wiercioch | 2018-Present |
| 2 | 9 | Katherine Huey | 2018 |
| 3 | 8 | Peyton St. George | 2018-Present |
| 4 | 1 | Brianna Butler | 2018-Present |

SAVES

| Rk | SV | Name | Years |
|----|----|-------------------|--------------|
| 1 | 2 | Amelia Wiercioch | 2018-Present |
| 2 | 1 | Peyton St. George | 2018-Present |

APPEARANCES

| Rk | APP | Name | Years |
|----|-----|-------------------|--------------|
| 1 | 42 | Amelia Wiercioch | 2018-Present |
| 2 | 35 | Peyton St. George | 2018-Present |
| 3 | 31 | Katherine Huey | 2018 |
| 4 | 11 | Brianna Butler | 2018-Present |

GAMES STARTED

| Rk | GS | Name | Years |
|----|----|-------------------|--------------|
| 1 | 22 | Amelia Wiercioch | 2018-Present |
| 2 | 20 | Katherine Huey | 2018 |
| 3 | 8 | Peyton St. George | 2018-Present |
| 4 | 6 | Brianna Butler | 2018-Present |



CAREER/SEASON RECORDS

INNINGS PITCHED

| Rk | IP | Name | Years |
|----|-------|-------------------|--------------|
| 1 | 154.2 | Amelia Wiercioch | 2018-Present |
| 2 | 109.2 | Katherine Huey | 2018 |
| 3 | 93.2 | Peyton St. George | 2018-Present |
| 4 | 28.0 | Brianna Butler | 2018-Present |

STRIKEOUTS

| Rk | K | Name | Years |
|----|----|-------------------|--------------|
| 1 | 96 | Peyton St. George | 2018-Present |
| 2 | 94 | Amelia Wiercioch | 2018-Present |
| 3 | 57 | Katherine Huey | 2018 |
| 4 | 15 | Brianna Butler | 2018-Present |

STRIKEOUTS LOOKING

| Rk | KL | Name | Years |
|----|----|-------------------|--------------|
| 1 | 26 | Amelia Wiercioch | 2018-Present |
| 2 | 20 | Peyton St. George | 2018-Present |
| 3 | 13 | Katherine Huey | 2018 |
| 4 | 1 | Brianna Butler | 2018-Present |

STRIKEOUTS LOOKING

| Rk | KL | Name | Years |
|----|----|-------------------|--------------|
| 1 | 26 | Amelia Wiercioch | 2018-Present |
| 2 | 20 | Peyton St. George | 2018-Present |
| 3 | 13 | Katherine Huey | 2018 |
| 4 | 1 | Brianna Butler | 2018-Present |

COMPLETE GAMES

| Rk | CG | Name | Years |
|----|----|-------------------|--------------|
| 1 | 4 | Amelia Wiercioch | 2018-Present |
| 2 | 3 | Katherine Huey | 2018 |
| 3 | 2 | Peyton St. George | 2018-Present |

SHUTOUTS

| Rk | SHO | Name | Years |
|----|-----|-------------------|--------------|
| 1 | 2 | Amelia Wiercioch | 2018-Present |
| 2 | 1 | Peyton St. George | 2018-Present |
| | 1 | Katherine Huey | 2018 |

HITS/7 INNINGS

| Rk | H/7 | Name | Years |
|----|------|-------------------|--------------|
| 1 | 5.98 | Peyton St. George | 2018-Present |
| 2 | 6.28 | Amelia Wiercioch | 2018-Present |
| 3 | 6.60 | Katherine Huey | 2018 |

STRIKEOUTS/7 INNINGS

| Rk | K/7 | Name | Years |
|----|------|-------------------|--------------|
| 1 | 7.39 | Peyton St. George | 2018-Present |
| 2 | 4.05 | Amelia Wiercioch | 2018-Present |
| 3 | 3.62 | Katherine Huey | 2018 |

WALKS/7 INNINGS

| Rk | BB/7 | Name | Years |
|----|------|-------------------|--------------|
| 1 | 1.93 | Amelia Wiercioch | 2018-Present |
| 2 | 2.34 | Katherine Huey | 2018 |
| 3 | 2.52 | Peyton St. George | 2018-Present |

STRIKEOUT/WALK RATIO

| Rk | K:BB | Name | Years |
|----|------|-------------------|--------------|
| 1 | 2.90 | Peyton St. George | 2018-Present |
| 2 | 2.10 | Amelia Wiercioch | 2018-Present |
| 3 | 1.50 | Katherine Huey | 2018 |

FIELDING

FIELDING PERCENTAGE

(Minimum 100 Chances)

| Rk | FLD% | Name | Years |
|----|------|-------------------------------|--------------|
| 1 | .987 | Jazmine Moreno (299-264-4) | 2018-Present |
| 2 | .975 | Rachel Abboud (478-456-12) | 2018-Present |
| 3 | .952 | Ashleigh Rodriguez (105-48-5) | 2018 |
| 4 | .936 | Jameson Kavel (265-80-17) | 2018-Present |
| | .936 | Raine Wilson (202-45-13) | 2018-Present |

STOLEN BASES AGAINST PCT.

(Minimum 10 Attempts)

| Rk | SBA% | Name | Years |
|----|------|-------------------------|--------------|
| 1 | .727 | Amelia Wiercioch (6-16) | 2018-Present |
| 2 | .824 | Katherine Huey (3-14) | 2018 |
| 3 | .846 | Jazmine Moreno (8-44) | 2018-Present |

CHANCES

| Rk | C | Name | Years |
|----|-----|--------------------|--------------|
| 1 | 478 | Rachel Abboud | 2018-Present |
| 2 | 299 | Jazmine Moreno | 2018-Present |
| 3 | 265 | Jameson Kavel | 2018-Present |
| 4 | 202 | Raine Wilson | 2018-Present |
| 5 | 105 | Ashleigh Rodriguez | 2018 |

PUTOUTS

| Rk | PO | Name | Years |
|----|-----|--------------------|--------------|
| 1 | 456 | Rachel Abboud | 2018-Present |
| 2 | 264 | Jazmine Moreno | 2018-Present |
| 3 | 80 | Jameson Kavel | 2018-Present |
| 4 | 48 | Ashleigh Rodriguez | 2018 |
| 5 | 45 | Raine Wilson | 2018-Present |

ASSISTS

| Rk | A | Name | Years |
|----|-----|--------------------|--------------|
| 1 | 168 | Jameson Kavel | 2018-Present |
| 2 | 144 | Raine Wilson | 2018-Present |
| 3 | 52 | Ashleigh Rodriguez | 2018 |
| 4 | 49 | Amelia Wiercioch | 2018-Present |
| 5 | 48 | Reilly Metzger | 2018-Present |

ERRORS

| Rk | E | Name | Years |
|----|----|----------------|--------------|
| 1 | 17 | Jameson Kavel | 2018-Present |
| 2 | 13 | Raine Wilson | 2018-Present |
| 3 | 12 | Rachel Abboud | 2018-Present |
| 4 | 9 | Reilly Metzger | 2018-Present |
| 5 | 8 | Kortney Dry | 2018 |

DOUBLE PLAYS TURNED

| Rk | DP | Name | Years |
|----|----|----------------|--------------|
| 1 | 9 | Rachel Abboud | 2018-Present |
| 2 | 6 | Jameson Kavel | 2018-Present |
| 3 | 2 | Raine Wilson | 2018-Present |
| 4 | 1 | Kortney Dry | 2018 |
| | 1 | Katherine Huey | 2018 |
| | 1 | Jazmine Moreno | 2018-Present |

CAUGHT STEALING BY

| Rk | CSB | Name | Years |
|----|-----|------------------|--------------|
| 1 | 8 | Jazmine Moreno | 2018-Present |
| 2 | 6 | Amelia Wiercioch | 2018-Present |
| 3 | 3 | Katherine Huey | 2018 |
| 4 | 1 | Raine Wilson | 2018-Present |

RUNNERS PICKED OFF

| Rk | PO | Name | Years |
|----|----|----------------|--------------|
| 1 | 2 | Jazmine Moreno | 2018-Present |



INDIVIDUAL SINGLE GAME RECORDS

HITTING

AT BATS

| Rk | AB | Name | Opponent (Date) |
|----|----|-------------------|---------------------------------|
| 1 | 5 | Raine Wilson | at Notre Dame (4/14/18) |
| | 5 | Jameson Kavel | at Col. of Charleston (3/14/18) |
| | 5 | Katherine Huey | Yale (3/2/18) |
| | 5 | Jameson Kavel | Yale (3/2/18) |
| | 5 | Jameson Kavel | vs. Harvard (2/24/18) |
| | 5 | Jameson Kavel | Purdue (2/17/18) |
| 7 | 4 | Many Players Tied | |

RUNS SCORED

| Rk | R | Name | Opponent (Date) |
|----|---|-----------------|----------------------|
| 1 | 3 | Raine Wilson | Penn State (2/18/18) |
| | 3 | Jameson Kavel | Purdue (2/17/18) |
| 3 | 2 | 19 Players Tied | |

HITS

| Rk | H | Name | Opponent (Date) |
|----|---|-----------------|--------------------------|
| 1 | 4 | Rachel Abboud | Boston College (3/17/18) |
| 2 | 3 | 10 Players Tied | |

RUNS BATTED IN

| Rk | RBI | Name | Opponent (Date) |
|----|-----|------------------|---------------------------------|
| 1 | 4 | Raine Wilson | at Col. of Charleston (3/14/18) |
| | 4 | Amelia Wiercioch | Lehigh (3/3/18) |
| 3 | 3 | Raine Wilson | Georgia Tech (4/6/18) |
| | 3 | Raine Wilson | at North Carolina (3/10/18) |
| | 3 | Rachel Abboud | vs. Savannah State (2/24/18) |
| | 3 | Katherine Huey | Purdue (2/17/18) |
| | 3 | Jameson Kavel | Purdue (2/16/18) |
| | 3 | Katherine Huey | Penn State (2/16/18) |
| 9 | 2 | 22 Players Tied | |

DOUBLES

| Rk | 2B | Name | Opponent (Date) |
|----|----|-------------------|---------------------------------|
| 1 | 2 | Peyton St. George | at Col. of Charleston (3/14/18) |
| | 2 | Reilly Metzger | at North Carolina (3/10/18) |
| | 2 | Raine Wilson | Penn State (2/18/18) |
| 4 | 1 | Many Players Tied | |

TRIPLES

| Rk | 3B | Name | Opponent (Date) |
|----|----|------------------|---------------------------------|
| 1 | 1 | Raine Wilson | Virginia (4/29/18) |
| | 1 | Jameson Kavel | at Coastal Carolina (4/4/18) |
| | 1 | Amelia Wiercioch | USC Upstate (3/28/18) |
| | 1 | Jameson Kavel | Louisville (3/24/18) |
| | 1 | Raine Wilson | at Col. of Charleston (3/14/18) |
| | 1 | Jameson Kavel | vs. Harvard (2/24/18) |
| | 1 | Amelia Wiercioch | Penn State (2/18/18) |
| | 1 | Jameson Kavel | Purdue (2/17/18) |
| | 1 | Jameson Kavel | Purdue (2/16/18) |

HOME RUNS

| Rk | HR | Name | Opponent (Date) |
|----|----|-----------------|-----------------------------|
| 1 | 2 | Raine Wilson | at North Carolina (3/10/18) |
| 2 | 1 | 17 Players Tied | |

TOTAL BASES

| Rk | TB | Name | Opponent (Date) |
|----|----|------------------|---------------------------------|
| 1 | 9 | Raine Wilson | at North Carolina (3/10/18) |
| 2 | 7 | Amelia Wiercioch | at Col. of Charleston (3/14/18) |
| | 7 | Raine Wilson | at Col. of Charleston (3/14/18) |
| 4 | 6 | Raine Wilson | Georgia Tech (4/6/18) |
| | 6 | Rachel Abboud | at Pitt (4/1/18) |
| | 6 | Amelia Wiercioch | USC Upstate (3/28/18) |
| | 6 | Jill Ferraro | Yale (3/2/18) |
| | 6 | Jameson Kavel | Purdue (2/17/18) |
| 9 | 5 | 8 Players Tied | |

WALKS

| Rk | BB | Name | Opponent (Date) |
|----|----|-------------------|---------------------------------|
| 1 | 2 | Rachel Abboud | Virginia (4/28/18) |
| | 2 | Haley Wyms | at Notre Dame (4/14/18) |
| | 2 | Raine Wilson | at Pitt (3/31/18) |
| | 2 | Hannah Pridemore | Louisville (3/24/18) |
| | 2 | Katherine Huey | Louisville (3/23/18) |
| | 2 | Amelia Wiercioch | at East Carolina (3/21/18) |
| | 2 | Jill Ferraro | at Col. of Charleston (3/14/18) |
| | 2 | Dominique Salinas | vs. Minnesota (2/25/18) |
| | 2 | Jazmine Moreno | Purdue (2/17/18) |
| | 2 | Raine Wilson | Purdue (2/17/18) |
| | 2 | Jazmine Moreno | Penn State (2/16/18) |
| | 2 | Jazmine Moreno | vs. Boston (2/10/18) |

HIT BY PITCH

| Rk | HBP | Name | Opponent (Date) |
|----|-----|-------------------|---------------------------------|
| 1 | 2 | Rachel Abboud | Boston College (3/16/18) |
| | 2 | Reilly Metzger | at Col. of Charleston (3/14/18) |
| 3 | 1 | Many Players Tied | |

SAC BUNTS

| Rk | SH | Name | Opponent (Date) |
|----|----|-------------------|---------------------|
| 1 | 2 | Jazmine Moreno | Kent State (3/4/18) |
| 2 | 1 | Many Players Tied | |

SAC FLIES

| Rk | SF | Name | Opponent (Date) |
|----|----|------------------|----------------------------------|
| 1 | 1 | Amelia Wiercioch | Campbell (5/6/18) |
| | 1 | Jameson Kavel | Virginia (4/28/18) |
| | 1 | Jazmine Moreno | at Pitt - 2 (3/31/18) |
| | 1 | Rachel Abboud | Yale (3/2/18) |
| | 1 | Jameson Kavel | North Dakota State (3/2/18) |
| | 1 | Rachel Abboud | vs. Morgan State (2/23/18) |
| | 1 | Rachel Abboud | Penn State (2/18/18) |
| | 1 | Jazmine Moreno | Purdue (2/17/18) |
| | 1 | Amelia Wiercioch | Penn State (2/16/18) |
| | 1 | Rachel Abboud | at Florida Atlantic - 2 (2/8/18) |

TIMES STRUCK OUT

| Rk | SO | Name | Opponent (Date) |
|----|----|-----------------|-----------------|
| 1 | 2 | 33 Players Tied | |

STOLEN BASES

| Rk | SB | Name | Opponent (Date) |
|----|----|-------------------|-----------------------------|
| 1 | 2 | Dominique Salinas | Virginia (4/29/18) |
| | 2 | Raine Wilson | at Virginia Tech (4/22/18) |
| | 2 | Jazmine Moreno | North Dakota State (3/2/18) |
| | 2 | Dominique Salinas | vs. Morgan State (2/23/18) |
| | 2 | Jameson Kavel | Purdue (2/17/18) |
| | 2 | Jameson Kavel | Purdue (2/16/18) |
| 7 | 1 | Many Players Tied | |

PITCHING

INNINGS PITCHED

| Rk | IP | Name | Opponent (Date) |
|----|-----|-------------------|---------------------------------|
| 1 | 8.2 | Amelia Wiercioch | at North Carolina (3/9/18) |
| 2 | 8.0 | Katherine Huey | vs. Minnesota (2/25/18) |
| 3 | 7.0 | Amelia Wiercioch | Elon (4/11/18) |
| | 7.0 | Peyton St. George | at Pitt (4/1/18) |
| | 7.0 | Katherine Huey | Louisville (3/23/18) |
| | 7.0 | Amelia Wiercioch | at Col. of Charleston (3/14/18) |
| | 7.0 | Peyton St. George | vs. Morgan State (2/23/18) |
| | 7.0 | Amelia Wiercioch | Purdue (2/16/18) |
| | 7.0 | Katherine Huey | vs. Michigan State (2/9/18) |
| 10 | 6.2 | Katherine Huey | Penn State (2/16/18) |

STRIKEOUTS

| Rk | K | Name | Opponent (Date) |
|----|----|-------------------|----------------------------------|
| 1 | 12 | Peyton St. George | vs. Morgan State (2/23/18) |
| 2 | 9 | Katherine Huey | Penn State (2/16/18) |
| 3 | 8 | Amelia Wiercioch | Elon (4/11/18) |
| 4 | 7 | Peyton St. George | at Pitt (4/1/18) |
| | 7 | Katherine Huey | vs. Minnesota (2/25/18) |
| 6 | 6 | Amelia Wiercioch | at Col. of Charleston (3/14/18) |
| | 6 | Amelia Wiercioch | vs. Ohio State (2/9/18) |
| | 6 | Peyton St. George | at Florida Atlantic - 2 (2/8/18) |
| 9 | 5 | Peyton St. George | at Notre Dame (4/14/18) |
| | 5 | Peyton St. George | at Pitt (3/31/18) |
| | 5 | Peyton St. George | Yale (3/2/18) |
| | 5 | Brianna Butler | vs. Savannah State (2/24/18) |

STRIKEOUTS LOOKING

| Rk | KL | Name | Opponent (Date) |
|----|----|-------------------|----------------------------------|
| 1 | 7 | Peyton St. George | vs. Morgan State (2/23/18) |
| 2 | 3 | Katherine Huey | Penn State (2/16/18) |
| 3 | 2 | Peyton St. George | at Notre Dame (4/14/18) |
| | 2 | Peyton St. George | Louisville (3/24/18) |
| | 2 | Katherine Huey | Louisville (3/23/18) |
| | 2 | Amelia Wiercioch | Lehigh (3/3/18) |
| | 2 | Katherine Huey | vs. Minnesota (2/25/18) |
| | 2 | Amelia Wiercioch | vs. Kentucky (2/23/18) |
| | 2 | Amelia Wiercioch | vs. Ohio State (2/9/18) |
| | 2 | Peyton St. George | at Florida Atlantic - 2 (2/8/18) |



INDIVIDUAL SINGLE GAME RECORDS

BATTERS FACED

| Rk | BF | Name | Opponent (Date) |
|----|----|-------------------|---------------------------------|
| 1 | 35 | Amelia Wiercioch | at North Carolina (3/9/18) |
| 2 | 32 | Katherine Huey | vs. Minnesota (2/25/18) |
| | 32 | Katherine Huey | Penn State (2/16/18) |
| 4 | 30 | Katherine Huey | Louisville (3/23/18) |
| 5 | 29 | Amelia Wiercioch | Elon (4/11/18) |
| | 29 | Amelia Wiercioch | at Col. of Charleston (3/14/18) |
| 7 | 27 | Peyton St. George | at Pitt (4/1/18) |
| | 27 | Katherine Huey | vs. Michigan State (2/9/18) |
| 9 | 25 | Katherine Huey | at Charlotte (4/10/18) |
| | 25 | Peyton St. George | vs. Morgan State (2/23/18) |
| | 25 | Amelia Wiercioch | Purdue (2/16/18) |

WALKS ALLOWED

| Rk | BB | Name | Opponent (Date) |
|----|----|-------------------|----------------------------------|
| 1 | 5 | Peyton St. George | at Pitt (3/31/18) |
| 2 | 4 | Katherine Huey | at Virginia Tech (4/21/18) |
| | 4 | Katherine Huey | at Notre Dame (4/14/18) |
| | 4 | Katherine Huey | Penn State (2/16/18) |
| 5 | 3 | Peyton St. George | at Pitt (4/1/18) |
| | 3 | Amelia Wiercioch | at Pitt (3/31/18) |
| | 3 | Brianna Butler | at Col. of Charleston (3/14/18) |
| | 3 | Peyton St. George | at Col. of Charleston (3/14/18) |
| | 3 | Katherine Huey | Lehigh (3/3/18) |
| | 3 | Katherine Huey | at Florida Atlantic - 1 (2/8/18) |

HIT BATTERS

| Rk | HBP | Name | Opponent (Date) |
|----|-----|-------------------|-----------------------------|
| 1 | 2 | Amelia Wiercioch | at Pitt (3/31/18) |
| | 2 | Katherine Huey | at North Carolina (3/10/18) |
| 3 | 1 | Many Players Tied | |

HITS ALLOWED

| Rk | H | Name | Opponent (Date) |
|----|---|------------------|---------------------------------|
| 1 | 9 | Amelia Wiercioch | Louisville (3/23/18) |
| 2 | 7 | Katherine Huey | Louisville (3/23/18) |
| | 7 | Amelia Wiercioch | at Col. of Charleston (3/14/18) |
| | 7 | Amelia Wiercioch | at North Carolina (3/9/18) |
| 5 | 6 | Katherine Huey | at NC State (4/18/18) |
| | 6 | Katherine Huey | at Notre Dame (4/14/18) |
| | 6 | Katherine Huey | at Charlotte (4/10/18) |
| | 6 | Amelia Wiercioch | at North Carolina (3/10/18) |
| | 6 | Amelia Wiercioch | vs. Kentucky (2/23/18) |
| | 6 | Katherine Huey | Penn State (2/16/18) |

HOME RUNS ALLOWED

| Rk | HR | Name | Opponent (Date) |
|----|----|-------------------|----------------------------------|
| 1 | 2 | Katherine Huey | at East Carolina (3/21/18) |
| | 2 | Peyton St. George | at Florida Atlantic - 1 (2/8/18) |
| 3 | 1 | Many Players Tied | |

RUNS ALLOWED

| Rk | R | Name | Opponent (Date) |
|----|---|-------------------|---------------------------------|
| 1 | 6 | Amelia Wiercioch | at Pitt (3/31/18) |
| | 6 | Brianna Butler | at Col. of Charleston (3/14/18) |
| | 6 | Amelia Wiercioch | North Dakota State (3/2/18) |
| 4 | 5 | Amelia Wiercioch | at Notre Dame (4/14/18) |
| | 5 | Katherine Huey | Louisville (3/23/18) |
| | 5 | Amelia Wiercioch | Louisville (3/23/18) |
| | 5 | Peyton St. George | at South Carolina (3/20/18) |
| | 5 | Katherine Huey | Boston College (3/17/18) |
| | 5 | Katherine Huey | at North Carolina (3/10/18) |
| | 5 | Katherine Huey | vs. Minnesota (2/25/18) |
| | 5 | Katherine Huey | Penn State (2/16/18) |

EARNED RUNS ALLOWED

| Rk | ER | Name | Opponent (Date) |
|----|----|------------------|----------------------|
| 1 | 5 | Katherine Huey | Louisville (3/23/18) |
| | 5 | Amelia Wiercioch | Louisville (3/23/18) |
| 3 | 3 | 10 Players Tied | |

FIELDING

PUTOUTS

| Rk | PO | Name | Opponent (Date) |
|----|----|------------------|---------------------------------|
| 1 | 15 | Rachel Abboud | at Notre Dame (4/13/18) |
| | 15 | Rachel Abboud | Purdue (2/16/18) |
| 3 | 14 | Rachel Abboud | at Charlotte (4/10/18) |
| 4 | 13 | Rachel Abboud | at North Carolina (3/9/18) |
| 5 | 12 | Rachel Abboud | Georgia Tech (4/6/18) |
| | 12 | Rachel Abboud | USC Upstate (3/28/18) |
| | 12 | Rachel Abboud | at Col. of Charleston (3/14/18) |
| | 12 | Hannah Pridemore | vs. Morgan State (2/23/18) |
| 9 | 11 | 5 Players Tied | |

ASSISTS

| Rk | A | Name | Opponent (Date) |
|----|---|--------------------|----------------------------|
| 1 | 8 | Jameson Kavel | USC Upstate (3/28/18) |
| 2 | 7 | Jameson Kavel | at Notre Dame (4/13/18) |
| 3 | 6 | Raine Wilson | at Notre Dame (4/13/18) |
| | 6 | Raine Wilson | Georgia Tech (4/6/18) |
| | 6 | Jameson Kavel | Boston College (3/18/18) |
| | 6 | Jameson Kavel | Boston College (3/16/18) |
| | 6 | Ashleigh Rodriguez | at North Carolina (3/9/18) |
| | 6 | Raine Wilson | Lehigh (3/3/18) |
| | 6 | Ashleigh Rodriguez | vs. Boston (2/10/18) |
| | 6 | Raine Wilson | vs. Ohio State (2/9/18) |



TEAM GAME RECORDS

HITTING

AT BATS

| Rk | AB | Opponent (Date) |
|----|----|---------------------------------|
| 1 | 36 | Yale (3/2/18) |
| 2 | 34 | at Notre Dame (4/14/18) |
| 3 | 33 | at Charlotte (4/10/18) |
| 4 | 32 | at Col. of Charleston (3/14/18) |
| 5 | 31 | at North Carolina (3/9/18) |
| | 31 | vs. Boston (2/10/18) |
| 7 | 30 | Georgia Tech (4/8/18) |
| | 30 | at Pitt (3/31/18) |
| | 30 | Louisville (3/23/18) |
| | 30 | vs. Harvard (2/24/18) |

RUNS SCORED

| Rk | R | Opponent (Date) |
|----|---|---------------------------------|
| 1 | 9 | Virginia (4/28/18) |
| 2 | 8 | at Col. of Charleston (3/14/18) |
| | 8 | Kent State (3/4/18) |
| | 8 | Purdue (2/17/18) |
| 5 | 7 | at NC State (4/18/18) |
| | 7 | Penn State (2/18/18) |
| | 7 | Penn State (2/16/18) |
| 8 | 6 | at Notre Dame (4/14/18) |
| | 6 | USC Upstate (3/28/18) |
| | 6 | Boston College (3/17/18) |

HITS

| Rk | H | Opponent (Date) |
|----|----|-------------------------------------|
| 1 | 13 | at Col. of Charleston - 2 (3/14/18) |
| 2 | 12 | Yale (3/2/18) |
| 3 | 11 | at Notre Dame (4/14/18) |
| | 11 | at Col. of Charleston - 1 (3/14/18) |
| | 11 | Penn State (2/18/18) |
| 6 | 10 | at Pitt (3/31/18) |
| | 10 | USC Upstate (3/28/18) |
| | 10 | Boston College (3/17/18) |
| | 10 | vs. Harvard (2/24/18) |
| 10 | 9 | 5 Times Tied |

RUNS BATTED IN

| Rk | RBI | Opponent (Date) |
|----|-----|-------------------------------------|
| 1 | 8 | at Col. of Charleston - 2 (3/14/18) |
| 2 | 7 | Virginia (4/28/18) |
| | 7 | Penn State (2/18/18) |
| | 7 | Purdue (2/17/18) |
| 5 | 6 | at Notre Dame (4/14/18) |
| 6 | 5 | 10 Times Tied |

DOUBLES

| Rk | 2B | Opponent (Date) |
|----|----|-------------------------------------|
| 1 | 5 | vs. Savannah State (2/24/18) |
| 2 | 3 | at Notre Dame (4/14/18) |
| | 3 | at Col. of Charleston - 1 (3/14/18) |
| | 3 | Yale (3/2/18) |
| | 3 | Penn State (2/18/18) |
| | 3 | Purdue (2/16/18) |
| | 3 | at Florida Atlantic - 2 (2/8/18) |
| 8 | 2 | 11 Times Tied |

TRIPLES

| Rk | 3B | Opponent (Date) |
|----|----|-----------------|
| 1 | 1 | 9 Times Tied |

HOME RUNS

| Rk | HR | Opponent (Date) |
|----|----|-------------------------------------|
| 1 | 2 | at Col. of Charleston - 1 (3/14/18) |
| | 2 | at North Carolina (3/10/18) |
| 3 | 1 | 16 Times Tied |

TOTAL BASES

| Rk | TB | Opponent (Date) |
|----|----|-------------------------------------|
| 1 | 21 | at Col. of Charleston - 1 (3/14/18) |
| 2 | 19 | at Col. of Charleston - 2 (3/14/18) |
| 3 | 18 | Yale (3/2/18) |
| 4 | 17 | vs. Savannah State (2/24/18) |
| 5 | 16 | Penn State (2/18/18) |
| 6 | 15 | at Notre Dame (4/14/18) |
| 7 | 14 | USC Upstate (3/28/18) |
| | 14 | at North Carolina (3/10/18) |
| | 14 | Purdue (2/16/18) |
| 10 | 13 | Three Times Tied |

WALKS

| Rk | BB | Opponent (Date) |
|----|----|-------------------------------------|
| 1 | 8 | Purdue (2/17/18) |
| 2 | 7 | at Col. of Charleston - 2 (3/14/18) |
| 3 | 5 | Louisville (3/23/18) |
| | 5 | at Col. of Charleston - 1 (3/14/18) |
| | 5 | North Dakota State (3/2/18) |
| | 5 | at Florida Atlantic - 1 (2/8/18) |
| 7 | 4 | 9 Times Tied |

HIT BY PITCH

| Rk | HBP | Opponent (Date) |
|----|-----|-----------------------|
| 1 | 3 | vs. Harvard (2/24/18) |
| 2 | 2 | 11 Times Tied |

SAC BUNTS

| Rk | SH | Opponent (Date) |
|----|----|---------------------------|
| 1 | 4 | Kent State (3/4/18) |
| 2 | 3 | Georgia Tech (4/6/18) |
| | 3 | USC Upstate - 2 (3/28/18) |
| 4 | 2 | 9 Times Tied |

SAC FLIES

| Rk | SF | Opponent (Date) |
|----|----|-----------------|
| 1 | 1 | 10 Times Tied |

TIMES STRUCK OUT

| Rk | SO | Opponent (Date) |
|----|----|-------------------------|
| 1 | 9 | vs. Minnesota (2/25/18) |
| 2 | 8 | at Charlotte (4/10/18) |
| 3 | 7 | Georgia Tech (4/8/18) |
| | 7 | Yale (3/2/18) |
| | 7 | Purdue (2/17/18) |
| | 7 | vs. Ohio State (2/9/18) |
| 7 | 6 | Six Times Tied |

STOLEN BASES

| Rk | SB | Opponent (Date) |
|----|----|-----------------------------|
| 1 | 4 | at Virginia Tech (4/22/18) |
| 2 | 3 | Lehigh (3/3/18) |
| | 3 | vs. Morgan State (2/23/18) |
| | 3 | Purdue (2/17/18) |
| 5 | 2 | Virginia (4/29/18) |
| | 2 | at Notre Dame - 2 (4/14/18) |
| | 2 | at Notre Dame (4/13/18) |
| | 2 | North Dakota State (3/2/18) |
| | 2 | Purdue (2/16/18) |
| | 2 | Penn State (2/16/18) |

RUNNERS LEFT ON BASE

| Rk | LOB | Opponent (Date) |
|----|-----|-------------------------------------|
| 1 | 14 | Yale (3/2/18) |
| 2 | 13 | at Col. of Charleston - 1 (3/14/18) |
| 3 | 12 | at Notre Dame - 2 (4/14/18) |
| 4 | 11 | Louisville (3/23/18) |
| | 11 | vs. Harvard (2/24/18) |
| 6 | 10 | Boston College (3/16/18) |
| | 10 | at Col. of Charleston - 1 (3/14/18) |
| 8 | 9 | 8 Times Tied |

PITCHING

INNINGS PITCHED

| Rk | IP | Opponent (Date) |
|----|-----|----------------------------|
| 1 | 9.0 | Yale (3/2/18) |
| 2 | 8.2 | at North Carolina (3/9/18) |
| 3 | 8.1 | at Charlotte (4/6/18) |
| 4 | 8.0 | Georgia Tech (4/6/18) |
| | 8.0 | USC Upstate - 1 (3/28/18) |
| | 8.0 | vs. Minnesota (2/25/18) |
| | 8.0 | vs. Boston (2/10/18) |
| 8 | 7.0 | 30 Times Tied |

STRIKEOUTS

| Rk | K | Opponent (Date) |
|----|----|------------------------------|
| 1 | 12 | vs. Morgan State (2/23/18) |
| 2 | 9 | Penn State (2/16/18) |
| 3 | 8 | at Virginia Tech (4/21/18) |
| | 8 | Elon (4/11/18) |
| | 8 | Yale (3/2/18) |
| | 8 | vs. Savannah State (2/24/18) |
| | 8 | vs. Ohio State (2/9/18) |
| 8 | 7 | 5 Times Tied |

STRIKEOUTS LOOKING

| Rk | KL | Opponent (Date) |
|----|----|----------------------------|
| 1 | 7 | vs. Morgan State (2/23/18) |
| 2 | 3 | Penn State (2/16/18) |
| | 3 | vs. Ohio State (2/9/18) |
| 4 | 2 | 9 Times Tied |



TEAM GAME RECORDS

BATTERS FACED

| Rk | BF | Opponent (Date) |
|----|----|-------------------------------------|
| 1 | 41 | North Dakota State (3/2/18) |
| | 41 | vs. Boston (2/10/18) |
| 3 | 39 | at Col. of Charleston - 2 (3/14/18) |
| 4 | 38 | Yale (3/2/18) |
| 5 | 37 | Boston College (3/17/18) |
| 6 | 35 | at Charlotte (4/10/18) |
| | 35 | at Pitt - 2 (3/31/18) |
| | 35 | Louisville (3/23/18) |
| | 35 | at North Carolina (3/9/18) |
| 10 | 34 | at Pitt - 1 (3/31/18) |
| | 34 | at Notre Dame - 2 (4/14/18) |

WALKS ALLOWED

| Rk | BB | Opponent (Date) |
|----|----|-------------------------------------|
| 1 | 8 | at Pitt - 1 (3/31/18) |
| 2 | 6 | at Col. of Charleston - 2 (3/14/18) |
| 3 | 5 | at Virginia Tech (4/21/18) |
| | 5 | at Florida Atlantic - 1 (2/8/18) |
| 5 | 4 | at Notre Dame - 2 (4/14/18) |
| | 4 | Penn State (2/16/18) |
| | 4 | vs. Boston (2/10/18) |
| 8 | 3 | 10 Times Tied |

HIT BATTERS

| Rk | HBP | Opponent (Date) |
|----|-----|---------------------------------|
| 1 | 2 | at Pitt - 2 (3/31/18) |
| | 2 | at North Carolina - 1 (3/10/18) |
| 3 | 1 | 15 Times Tied |

HITS ALLOWED

| Rk | H | Opponent (Date) |
|----|----|-------------------------------------|
| 1 | 14 | North Dakota State (3/2/18) |
| 2 | 12 | Boston College (3/17/18) |
| 3 | 11 | Louisville (3/23/18) |
| | 11 | at Col. of Charleston - 2 (3/14/18) |
| 5 | 10 | vs. Boston (2/10/18) |
| 6 | 9 | 8 Times Tied |

DOUBLES ALLOWED

| Rk | 2B | Opponent (Date) |
|----|----|-----------------------------|
| 1 | 5 | vs. Ohio State (2/9/18) |
| 2 | 4 | at South Carolina (3/20/18) |
| 3 | 3 | Virginia (4/29/18) |
| | 3 | at Virginia Tech (4/20/18) |
| | 3 | at Notre Dame (4/13/18) |
| | 3 | at Pitt - 1 (3/31/18) |
| | 3 | North Dakota State (3/2/18) |
| | 3 | Yale (3/2/18) |
| 9 | 2 | 4 Times Tied |

TRIPLES ALLOWED

| Rk | 3B | Opponent (Date) |
|----|----|---------------------------------|
| 1 | 1 | at Notre Dame - 2 (4/14/18) |
| | 1 | at Charlotte (4/10/18) |
| | 1 | USC Upstate - 1 (3/28/18) |
| | 1 | at North Carolina - 2 (3/10/18) |
| | 1 | at North Carolina - 1 (3/10/18) |
| | 1 | at North Carolina (3/9/18) |
| | 1 | vs. Ohio State (2/9/18) |

HOME RUNS ALLOWED

| Rk | HR | Opponent (Date) |
|----|----|----------------------------------|
| 1 | 2 | Georgia Tech (4/8/18) |
| | 2 | Georgia Tech (4/6/18) |
| | 2 | at Pitt - 2 (3/31/18) |
| | 2 | at East Carolina (3/21/18) |
| | 2 | at North Carolina - 2 (3/10/18) |
| | 2 | at Florida Atlantic - 1 (2/8/18) |
| 7 | 1 | 11 Times Tied |

RUNS ALLOWED

| Rk | R | Opponent (Date) |
|----|----|-------------------------------------|
| 1 | 10 | North Dakota State (3/2/18) |
| 2 | 9 | at Notre Dame - 2 (4/14/18) |
| | 9 | at Col. of Charleston - 2 (3/14/18) |
| 4 | 8 | at Pitt - 2 (3/31/18) |
| 5 | 7 | at North Carolina - 2 (3/10/18) |
| | 7 | at North Carolina - 1 (3/10/18) |
| | 7 | vs. Boston (2/10/18) |
| 8 | 6 | at Pitt - 1 (3/31/18) |
| | 6 | at South Carolina (3/20/18) |
| 10 | 5 | 8 Times Tied |

EARNED RUNS ALLOWED

| Rk | ER | Opponent (Date) |
|----|----|---------------------------------|
| 1 | 6 | at North Carolina - 2 (3/10/18) |
| 2 | 5 | at Pitt - 2 (3/31/18) |
| | 5 | Louisville (3/23/18) |
| | 5 | vs. Kentucky (2/23/18) |
| 5 | 4 | at NC State (4/18/18) |
| | 4 | Georgia Tech (4/6/18) |
| | 4 | at Pitt - 1 (3/31/18) |
| 8 | 3 | 13 Times Tied |

FIELDING

PUTOUTS

| Rk | PO | Opponent (Date) |
|----|----|----------------------------|
| 1 | 27 | Yale (3/2/18) |
| 2 | 26 | at North Carolina (3/9/18) |
| 3 | 25 | at Charlotte (4/10/18) |
| 4 | 24 | Georgia Tech (4/6/18) |
| | 24 | USC Upstate - 1 (3/28/18) |
| | 24 | vs. Minnesota (2/25/18) |
| | 24 | vs. Boston (2/10/18) |
| 8 | 21 | 29 Times Tied |

ASSISTS

| Rk | A | Opponent (Date) |
|----|----|-------------------------------------|
| 1 | 16 | USC Upstate - 2 (3/28/18) |
| | 16 | Boston College (3/18/18) |
| | 16 | at North Carolina (3/9/18) |
| | 16 | Purdue (2/16/18) |
| 5 | 15 | at Notre Dame (4/13/18) |
| | 15 | North Dakota State (3/2/18) |
| 7 | 14 | Georgia Tech (4/6/18) |
| | 14 | at Col. of Charleston - 1 (3/14/18) |
| | 14 | vs. Savannah State (2/24/18) |
| | 14 | vs. Boston (2/10/18) |

ERRORS

| Rk | E | Opponent (Date) |
|----|---|-------------------------------------|
| 1 | 5 | at Notre Dame - 2 (4/14/18) |
| | 5 | North Dakota State (3/2/18) |
| 3 | 4 | at Col. of Charleston - 2 (3/14/18) |
| | 4 | Penn State (2/16/18) |
| 5 | 3 | Georgia Tech (4/6/18) |
| | 3 | at Pitt - 2 (3/31/18) |
| | 3 | USC Upstate - 2 (3/28/18) |
| | 3 | Lehigh (3/3/18) |
| | 3 | Penn State (2/18/18) |
| | 3 | vs. Boston (2/10/18) |

DOUBLE PLAYS TURNED

| Rk | DP | Opponent (Date) |
|----|----|----------------------------|
| 1 | 2 | at Virginia Tech (4/20/18) |
| 2 | 1 | 8 Times Tied |

STOLEN BASES ALLOWED

| Rk | SBA | Opponent (Date) |
|----|-----|-------------------------------------|
| 1 | 4 | at Col. of Charleston - 2 (3/14/18) |
| 2 | 3 | at NC State (4/18/18) |
| | 3 | Louisville (3/23/18) |
| | 3 | vs. Minnesota (2/25/18) |
| 5 | 2 | Virginia (4/27/18) |
| | 2 | at Notre Dame - 2 (4/14/18) |
| | 2 | USC Upstate - 1 (3/28/18) |
| | 2 | at South Carolina (3/20/18) |
| | 2 | at Florida Atlantic - 2 (2/8/18) |
| 10 | 1 | Many Times Tied |



ALL-TIME HIT STREAKS

LONGEST HIT STREAKS OVERALL

| GAMES | PLAYER | DATES |
|-------|-------------------|--|
| 7 | Katherine Huey | Feb. 16 - 24, 2018 |
| 6 | Kortney Dry | March 24 - April 1, 2018 |
| 6 | Jameson Kavel | March 10 - 18, 2018 Feb. 10 - 23, 2018 |
| 5 | Rachel Abboud | March 28 - April 4, 2018 |
| 5 | Amelia Wiercioch | April 22 - May 5, 2018 Feb. 8 - 10, 2018 |
| 5 | Reilly Metzger | Feb. 24 - March 2, 2018 |
| 5 | Raine Wilson | April 22 - May 5, 2018 March 20 - 24, 2018 March 2 - 10, 2018 Feb. 8 - 10, 2018 |
| 4 | Jazz Moreno | March 28 - 31, 2018 Feb. 8 - 10, 2018 |
| 4 | Peyton St. George | March 14 - 18, 2018 |
| 4 | Haley Wymbs | April 21 - 28, 2018 Feb. 16 - 18, 2018 |
| 4 | Dominique Salinas | Feb. 9 - 16, 2018 |
| 3 | Jill Ferraro | March 14 - 16, 2018 |

LONGEST HIT STREAKS BY CLASS

| FRESHMEN | | |
|-----------|-------------------|--|
| 7 | Katherine Huey | Feb. 16 - 24, 2018 |
| 6 | Kortney Dry | March 24 - April 1, 2018 |
| 6 | Jameson Kavel | March 10 - 18, 2018 Feb. 10 - 23, 2018 |
| 5 | Rachel Abboud | March 28 - April 4, 2018 |
| 5 | Amelia Wiercioch | April 22 - May 5, 2018 Feb. 8 - 10, 2018 |
| 4 | Jazz Moreno | March 28 - 31, 2018 Feb. 8 - 10, 2018 |
| 4 | Peyton St. George | March 14 - 18, 2018 |
| SOPHOMORE | | |
| 5 | Raine Wilson | April 22 - May 5, 2018 March 20 - 24, 2018 March 2 - 10, 2018 Feb. 8 - 10, 2018 |
| 4 | Haley Wymbs | April 21 - 28, 2018 Feb. 16 - 18, 2018 |
| 4 | Dominique Salinas | Feb. 9 - 16, 2018 |
| JUNIOR | | |
| 5 | Reilly Metzger | Feb. 24 - March 2, 2018 |
| SENIOR | | |
| 3 | Jill Ferraro | March 14 - 16, 2018 |

AWARDS/HONORS

Current players in ***Bold Italics***

All-ACC

1 honor, 1 player

Raine Wilson (1st) 2018

ACC All-Freshman

2 honors, 2 players

Rachel Abboud 2018

Peyton St. George..... 2018

espnW National Player of the Week

1 honor, 1 player

Katherine Huey..... Feb. 21, 2018

Big Ten/ACC Challenge Most Valuable Player

Durham Site

Katherine Huey..... 2018

Big Ten/ACC Challenge Most Valuable Pitcher

Durham Site

Amelia Wiercioch 2018

NFCA Scholar-Athletes

3 honors, 3 players

Brianna Butler 2018

Jameson Kavel..... 2018

Haley Wymbs 2018

ACC All-Academic Team

3 honors, 3 players

Rachel Abboud 2018

Peyton St. George..... 2018

Raine Wilson..... 2018

ACC Honor Roll

Rachel Abboud 2018 (1)

Brianna Butler 2018 (1)

Emilie Cieslak..... 2018 (1)

Jill Ferraro 2018 (1)

Jameson Kavel 2018 (1)

Reilly Metzger 2018 (1)

Hannah Pridemore 2018 (1)


Dominique Salinas 2018 (1)

Peyton St. George..... 2018 (1)

Amelia Wiercioch 2018 (1)

Raine Wilson..... 2018 (1)


Haley Wymbs 2018 (1)



Raine Wilson; All-ACC First Team



Rachel Abboud; ACC All-Freshman Team



Peyton St. George; ACC All-Freshman Team



ALL-TIME LETTERWINNERS

Current players in **Bold Italics**

A - A - A

Rachel Abboud (#34)..... INF.....2018Huntington Beach, Calif.

B - B - B

Brianna Butler (#27)..... P.....2018Evans, Ga.

C - C - C

Emilie Cieslak (#21)..... 1B/3B.....2018 Montvale, N.J.

D - D - D

Kortney Dry (#31)..... INF..... 2018 Tahlequah, Okla.

F - F - F

Jill Ferraro (#1) UTL 2018 Ashburn, Va.

H - H - H

Katherine Huey (#7)..... P 2018 Cumming, Ga.

K - K - K

Jameson Kavel (#2) INF.....2018 Duluth, Ga.

L - L - L

Makenna Lutterloh (#17)..... INF/OF.....2018Rancho Santa Margarita, Calif.

M - M - M

Reilly Metzger (#4) UTL2018Boerne, Texas

Jazmine Moreno (#30) C/OF2018Elk Grove, Calif.

P - P - P

Hannah Pridemore (#12)..... UTL2018 Lithia, Fla.

R - R - R

Ashleigh "Cash" Rodriguez (#13) ...INF/OF 2018 Las Vegas, Nev.

S - S - S

Dominique Salinas (#11) OF2018 Corpus Christi, Texas

Peyton St. George (#10) P2018 Mechanicsville, Va.

W - W - W

Amelia Wiercioch (#19)..... P2018 Tustin, Calif.

Raine Wilson (#14)..... 3B2018 Mechanicsville, Va.

Haley Wymbs (#3)..... OF2018 San Jose, Calif.

ALL-TIME JERSEY NUMBERS

Current players in **Bold Italics**

1 - 1 - 1

Jill Ferraro..... UTL 2018 Ashburn, Va.

2 - 2 - 2

Jameson Kavel INF..... 2018 Duluth, Ga.

3 - 3 - 3

Haley Wymbs..... OF 2018 San Jose, Calif.

4 - 4 - 4

Reilly Metzger UTL 2018Boerne, Texas

7 - 7 - 7

Katherine Huey P 2018 Cumming, Ga.

10 - 10 - 10

Peyton St. George..... P..... 2018 Mechanicsville, Va.

11 - 11 - 11

Dominique Salinas OF 2018 Corpus Christi, Texas

12 - 12 - 12

Hannah Pridemore UTL 2018 Lithia, Fla.

13 - 13 - 13

Ashleigh "Cash" Rodriguez.....INF/OF 2018 Las Vegas, Nev.

14 - 14 - 14

Raine Wilson 3B 2018 Mechanicsville, Va.

17 - 17 - 17

Makenna Lutterloh..... INF/OF 2018Rancho Santa Margarita, Calif.

19 - 19 - 19

Amelia Wiercioch P..... 2018 Tustin, Calif.

21 - 21 - 21

Emilie Cieslak 1B/3B..... 2018 Montvale, N.J.

27 - 27 - 27

Brianna Butler..... P..... 2018Evans, Ga.

30 - 30 - 30

Jazmine Moreno..... C/OF 2018Elk Grove, Calif.

31 - 31 - 31

Kortney Dry (#31)..... INF 2018 Tahlequah, Okla.

34 - 34 - 34

Rachel Abboud (#34)..... INF..... 2018Huntington Beach, Calif.

ALL-TIME SERIES RECORDS

| OPPONENT | STREAK | FIRST | LAST | OVERALL | | | HOME | | | AWAY | | | NEUTRAL | | |
|-----------------------|--------|-------|------|---------|---|---|------|---|---|------|---|---|---------|---|---|
| | | | | W | L | T | W | L | T | W | L | T | W | L | T |
| Boston University | L1 | 2018 | 2018 | 0 | 1 | 0 | 0 | 0 | 0 | 0 | 0 | 0 | 0 | 1 | 0 |
| Campbell | L1 | 2018 | 2018 | 0 | 1 | 0 | 0 | 1 | 0 | 0 | 0 | 0 | 0 | 0 | 0 |
| Charlotte | L1 | 2018 | 2018 | 0 | 1 | 0 | 0 | 0 | 0 | 0 | 1 | 0 | 0 | 0 | 0 |
| Coastal Carolina | L1 | 2018 | 2018 | 0 | 1 | 0 | 0 | 0 | 0 | 0 | 1 | 0 | 0 | 0 | 0 |
| College of Charleston | L1 | 2018 | 2018 | 1 | 1 | 0 | 0 | 0 | 0 | 1 | 1 | 0 | 0 | 0 | 0 |
| East Carolina | L1 | 2018 | 2018 | 0 | 1 | 0 | 0 | 0 | 0 | 0 | 1 | 0 | 0 | 0 | 0 |
| Elon | W1 | 2018 | 2018 | 1 | 0 | 0 | 1 | 0 | 0 | 0 | 0 | 0 | 0 | 0 | 0 |
| Florida Atlantic | L1 | 2018 | 2018 | 1 | 1 | 0 | 0 | 0 | 0 | 1 | 1 | 0 | 0 | 0 | 0 |
| Harvard | W1 | 2018 | 2018 | 1 | 0 | 0 | 0 | 0 | 0 | 0 | 0 | 0 | 1 | 0 | 0 |
| Kent State | W1 | 2018 | 2018 | 1 | 0 | 0 | 1 | 0 | 0 | 0 | 0 | 0 | 0 | 0 | 0 |
| Kentucky | L1 | 2018 | 2018 | 0 | 1 | 0 | 0 | 0 | 0 | 0 | 0 | 0 | 0 | 1 | 0 |
| Lehigh | W1 | 2018 | 2018 | 1 | 0 | 0 | 1 | 0 | 0 | 0 | 0 | 0 | 0 | 0 | 0 |
| Longwood | L2 | 2018 | 2018 | 0 | 2 | 0 | 0 | 0 | 0 | 0 | 2 | 0 | 0 | 0 | 0 |
| Michigan State | W1 | 2018 | 2018 | 1 | 0 | 0 | 0 | 0 | 0 | 0 | 0 | 0 | 1 | 0 | 0 |
| Minnesota | L1 | 2018 | 2018 | 0 | 1 | 0 | 0 | 0 | 0 | 0 | 0 | 0 | 0 | 1 | 0 |
| Morgan State | W1 | 2018 | 2018 | 1 | 0 | 0 | 0 | 0 | 0 | 0 | 0 | 0 | 1 | 0 | 0 |
| North Dakota State | L1 | 2018 | 2018 | 0 | 1 | 0 | 0 | 1 | 0 | 0 | 0 | 0 | 0 | 0 | 0 |
| Ohio State | L1 | 2018 | 2018 | 0 | 1 | 0 | 0 | 0 | 0 | 0 | 0 | 0 | 0 | 1 | 0 |
| Penn State | W2 | 2018 | 2018 | 2 | 0 | 0 | 2 | 0 | 0 | 0 | 0 | 0 | 0 | 0 | 0 |
| Purdue | W2 | 2018 | 2018 | 2 | 0 | 0 | 2 | 0 | 0 | 0 | 0 | 0 | 0 | 0 | 0 |
| Savannah State | W1 | 2018 | 2018 | 1 | 0 | 0 | 0 | 0 | 0 | 0 | 0 | 0 | 1 | 0 | 0 |
| South Carolina | L1 | 2018 | 2018 | 0 | 1 | 0 | 0 | 0 | 0 | 0 | 1 | 0 | 0 | 0 | 0 |
| USC Upstate | W1 | 2018 | 2018 | 1 | 1 | 0 | 1 | 1 | 0 | 0 | 0 | 0 | 0 | 0 | 0 |
| Yale | W1 | 2018 | 2018 | 1 | 0 | 0 | 1 | 0 | 0 | 0 | 0 | 0 | 0 | 0 | 0 |



The Blue Devils started off their inaugural season in impressive fashion, defeating Florida Atlantic, 4-3, in the program's first game.



ALL-TIME SERIES RESULTS

Boston University0-1

Home 0-0 • Away 0-0 • Neutral 0-1

Feb. 10, 2018 Boca Raton, Fla. L 4-7 (8)

Campbell.....0-1

Home 0-1 • Away 0-0 • Neutral 0-0

May 6, 2018 Durham, N.C. L 2-3

Charlotte0-1

Home 0-0 • Away 0-1 • Neutral 0-0

April 10, 2018 Charlotte, N.C. L 2-3 (9)

Coastal Carolina.....0-1

Home 0-0 • Away 0-1 • Neutral 0-0

April 4, 2018 Conway, S.C. L 1-3

College of Charleston..... 1-1

Home 0-0 • Away 1-1 • Neutral 0-0

March 14, 2018 Charleston, S.C. W 5-1

March 14, 2018 Charleston, S.C. L 8-9

East Carolina0-1

Home 0-0 • Away 0-1 • Neutral 0-0

March 21, 2018 Greenville, N.C. L 1-4

Elon..... 1-0

Home 1-0 • Away 0-0 • Neutral 0-0

April 11, 2018 Durham, N.C. W 1-0

Florida Atlantic 1-1

Home 0-0 • Away 1-1 • Neutral 0-0

Feb. 8, 2018 Boca Raton, Fla. W 4-3

Feb. 8, 2018 Boca Raton, Fla. L 2-3

Harvard 1-0

Home 0-0 • Away 0-0 • Neutral 1-0

Feb. 24, 2018 Orlando, Fla. W 5-0

Kent State 1-0

Home 1-0 • Away 0-0 • Neutral 0-0

March 4, 2018 Durham, N.C. W 8-0 (5)

Kentucky0-1

Home 0-0 • Away 0-0 • Neutral 0-1

Feb. 23, 2018 Orlando, Fla. L 1-5

Lehigh..... 1-0

Home 1-0 • Away 0-0 • Neutral 0-0

March 3, 2018 Durham, N.C. W 5-3

Longwood.....0-2

Home 0-0 • Away 0-2 • Neutral 0-0

May 5, 2018 Farmville, Va. L 6-7 (9)

May 5, 2018 Farmville, Va. L 1-3

Michigan State..... 1-0

Home 0-0 • Away 0-0 • Neutral 1-0

Feb. 9, 2018 Boca Raton, Fla. W 3-0

Minnesota0-1

Home 0-0 • Away 0-0 • Neutral 0-1

Feb. 25, 2018 Orlando, Fla. L 1-5 (8)

Morgan State..... 1-0

Home 0-0 • Away 0-0 • Neutral 1-0

Feb. 23, 2018 Orlando, Fla. W 5-0

North Dakota State0-1

Home 0-1 • Away 0-0 • Neutral 0-0

March 2, 2018 Durham, N.C. L 4-10

Ohio State0-1

Home 0-0 • Away 0-0 • Neutral 0-1

Feb. 9, 2018 Boca Raton, Fla. L 2-5

Penn State.....2-0

Home 2-0 • Away 0-0 • Neutral 0-0

Feb. 16, 2018 Durham, N.C. W 7-5

Feb. 18, 2018 Durham, N.C. W 7-2

Purdue.....2-0

Home 2-0 • Away 0-0 • Neutral 0-0

Feb. 16, 2018 Durham, N.C. W 4-0

Feb. 17, 2018 Durham, N.C. W 8-1

Savannah State..... 1-0

Home 0-0 • Away 0-0 • Neutral 1-0

Feb. 24, 2018 Orlando, Fla. W 5-1

South Carolina.....0-1

Home 0-0 • Away 0-1 • Neutral 0-0

March 20, 2018 Columbia, S.C. L 1-6

USC Upstate 1-1

Home 1-1 • Away 0-0 • Neutral 0-0

March 28, 2018 Durham, N.C. L 1-3 (8)

March 28, 2018 Durham, N.C. W 6-5

Yale 1-0

Home 1-0 • Away 0-0 • Neutral 0-0

March 2, 2018 Durham, N.C. W 4-3 (9)

ALL-TIME ACC SERIES RESULTS

Boston College (3-0-0)

| Date | Result | Location |
|----------------|--------|--------------|
| March 16, 2018 | W, 4-3 | Durham, N.C. |
| March 17, 2018 | W, 6-5 | Durham, N.C. |
| March 18, 2018 | W, 1-0 | Durham, N.C. |

SERIES NOTES

Total Runs Scored: Duke 11, Boston College 8
Duke At Home: 3-0
Duke On The Road: 0-0
Duke At Neutral: 0-0
Current Streak: Duke, +3
Longest Duke Win Streak: 3 (3/16/18 - Present)
Longest Duke Losing Streak: None
Last Duke Win: March 18, 2018 (1-0 in Durham)
Last Duke Loss: None
Last Duke Home Win: March 18, 2018 (1-0)
Last Duke Home Loss: None
Last Duke Road Win: None
Last Duke Road Loss: None
Last Duke Neutral Win: None
Last Duke Neutral Loss: None
Highest Scoring Game: 11 (W, 6-5, March 17, 2018 in Durham)
Largest Duke Margin Of Victory: 1, 3x (last 1-0, March 18, 2018 in Durham)
Largest Duke Margin Of Defeat: None
Most Duke Runs: 6 (W, 6-5, March 17, 2018 in Durham)
Most BC Runs: 5 (L, 5-6, March 17, 2018 in Durham)
Duke In One-Run Games: 4-3
Duke In Extra-Inning Games: 0-0
Duke Wins Via Run-Rule: 0
BC Wins Via Run-Rule: 0

Louisville (1-2)

| Date | Result | Location |
|----------------|--------|--------------|
| March 23, 2018 | L, 3-5 | Durham, N.C. |
| March 23, 2018 | L, 0-5 | Durham, N.C. |
| March 24, 2018 | W, 1-0 | Durham, N.C. |

SERIES NOTES


Total Runs Scored: Louisville 10, Duke 4
Duke At Home: 1-2
Duke On The Road: 0-0
Duke At Neutral: 0-0
Current Streak: Duke, +1
Longest Duke Win Streak: None
Longest Duke Losing Streak: 2 (3/23/18 DH)
Last Duke Win: March 24, 2018 (1-0 in Durham)
Last Duke Loss: March 23, 2018 (0-5 in Durham)
Last Duke Home Win: March 24, 2018 (1-0 in Durham)
Last Duke Home Loss: March 23, 2018 (0-5 in Durham)
Last Duke Road Win: None
Last Duke Road Loss: None
Last Duke Neutral Win: None
Last Duke Neutral Loss: None
Highest Scoring Game: 8 (L, 3-5, March 23, 2018 in Durham)
Largest Duke Margin Of Victory: 1 (1-0, March 24, 2018 in Durham)
Largest Duke Margin Of Defeat: 5 (0-5, March 23, 2018 in Durham)
Most Duke Runs: 3 (L, 3-5, March 23, 2018 in Durham)
Most UL Runs: 5, 2x (last W, 5-0, March 23, 2018 in Durham)
Duke In One-Run Games: 1-0
Duke In Extra-Inning Games: 0-0
Duke Wins Via Run-Rule: 0
UL Wins Via Run-Rule: 0

North Carolina (0-3)

| Date | Result | Location |
|----------------|------------|-------------------|
| March 9, 2018 | L, 1-2 (9) | Chapel Hill, N.C. |
| March 10, 2018 | L, 5-7 | Chapel Hill, N.C. |
| March 10, 2018 | L, 2-7 | Chapel Hill, N.C. |

SERIES NOTES

Total Runs Scored: North Carolina 16, Duke 8
Duke At Home: 0-0
Duke On The Road: 0-3
Duke At Neutral: 0-0
Current Streak: North Carolina, +3
Longest Duke Win Streak: None
Longest Duke Losing Streak: 3 (3/9/18 - Present)
Last Duke Win: None
Last Duke Loss: March 10, 2018 (2-7 in Chapel Hill)
Last Duke Home Win: None
Last Duke Home Loss: None
Last Duke Road Win: None
Last Duke Road Loss: March 10, 2018 (2-7 in Chapel Hill)
Last Duke Neutral Win: None
Last Duke Neutral Loss: None
Highest Scoring Game: 12 (L, 5-7, March 10, 2018 in Chapel Hill)
Largest Duke Margin Of Victory: None
Largest Duke Margin Of Defeat: 5 (2-7, March 10, 2018 in Chapel Hill)
Most Duke Runs: 5 (L, 5-7, March 10, 2018 in Chapel Hill)
Most UNC Runs: 7, 2x (last W, 7-2, March 10, 2018 in Chapel Hill)
Duke In One-Run Games: 0-1
Duke In Extra-Inning Games: 0-1
Duke Wins Via Run-Rule: 0
UNC Wins Via Run-Rule: 0



Rachel Abboud 4-for-4 showing at the plate helped Duke clinch its first ACC series win, defeating Boston College, 6-5.



ALL-TIME ACC SERIES RESULTS

NC State (1-0)

| Date | Result | Location |
|----------------|--------|-----------------|
| April 18, 2018 | W, 7-4 | Raleigh, N.C. # |

Non-Conference Game

SERIES NOTES

Total Runs Scored: Duke 7, NC State 4

Duke At Home: 0-0

Duke On The Road: 1-0

Duke At Neutral: 0-0

Current Streak: Duke, +1

Longest Duke Win Streak: None

Longest Duke Losing Streak: None

Last Duke Win: April 18, 2018 (7-4 in Raleigh)

Last Duke Loss: None

Last Duke Home Win: None

Last Duke Home Loss: None

Last Duke Road Win: April 18, 2018 (7-4 in Raleigh)

Last Duke Road Loss: None

Last Duke Neutral Win: None

Last Duke Neutral Loss: None

Highest Scoring Game: 12 (W, 7-4, April 18, 2018 in Raleigh)

Largest Duke Margin Of Victory: 3 (7-4, April 18, 2018 in Raleigh)

Largest Duke Margin Of Defeat: None

Most Duke Runs: 7 (W, 7-4, April 18, 2018 in Raleigh)

Most NCSU Runs: 4 (L, 4-7, April 18, 2018 in Raleigh)

Duke In One-Run Games: 0-0

Duke In Extra-Inning Games: 0-0

Duke Wins Via Run-Rule: 0

NCSU Wins Via Run-Rule: 0

Notre Dame (2-1)

| Date | Result | Location |
|----------------|--------|------------------|
| April 13, 2018 | W, 5-2 | South Bend, Ind. |
| April 14, 2018 | W, 6-2 | South Bend, Ind. |
| April 14, 2018 | L, 5-9 | South Bend, Ind. |

SERIES NOTES

Total Runs Scored: Duke 16, Notre Dame 13

Duke At Home: 0-0

Duke On The Road: 2-1

Duke At Neutral: 0-0

Current Streak: Notre Dame, +1

Longest Duke Win Streak: 2 (4/13/18 - 4/14/18)

Longest Duke Losing Streak: None

Last Duke Win: April 14, 2018 (6-2 in South Bend)

Last Duke Loss: April 14, 2018 (5-9 in South Bend)

Last Duke Home Win: None

Last Duke Home Loss: None

Last Duke Road Win: April 14, 2018 (6-2 in South Bend)

Last Duke Road Loss: April 14, 2018 (5-9 in South Bend)

Last Duke Neutral Win: None

Last Duke Neutral Loss: None

Highest Scoring Game: 14 (L, 5-9, April 14, 2018 in South Bend)

Largest Duke Margin Of Victory: 4 (6-2, April 14, 2018 in South Bend)

Largest Duke Margin Of Defeat: 4 (5-9, April 14, 2018 in South Bend)

Most Duke Runs: 6 (W, 6-2, April 14, 2018 in South Bend)

Most ND Runs: 9 (W, 9-5, April 14, 2018 in South Bend)

Duke In One-Run Games: 0-0

Duke In Extra-Inning Games: 0-0

Duke Wins Via Run-Rule: 0

ND Wins Via Run-Rule: 0

Pitt (1-2)

| Date | Result | Location |
|----------------|--------|-----------------|
| March 31, 2018 | L, 4-6 | Pittsburgh, Pa. |
| March 31, 2018 | L, 4-8 | Pittsburgh, Pa. |
| April 1, 2018 | W, 2-1 | Pittsburgh, Pa. |

SERIES NOTES

Total Runs Scored: Pitt 15, Duke 10

Duke At Home: 0-0

Duke On The Road: 1-2

Duke At Neutral: 0-0

Current Streak: Duke, +1

Longest Duke Win Streak: None

Longest Duke Losing Streak: 2 (3/31/18 DH)

Last Duke Win: April 1, 2018 (2-1 in Pittsburgh)

Last Duke Loss: March 31, 2018 (4-8 in Pittsburgh)

Last Duke Home Win: None

Last Duke Home Loss: None

Last Duke Road Win: April 1, 2018 (2-1 in Pittsburgh)

Last Duke Road Loss: March 31, 2018 (4-8 in Pittsburgh)

Last Duke Neutral Win: None

Last Duke Neutral Loss: None

Highest Scoring Game: 12 (L, 4-8, March 31, 2018 in Pittsburgh)

Largest Duke Margin Of Victory: 1 (2-1, April 1, 2018 in Pittsburgh)

Largest Duke Margin Of Defeat: 4 (4-8, March 31, 2018 in Pittsburgh)

Most Duke Runs: 4, 2x (last L, 4-8, March 31, 2018 in Pittsburgh)

Most UP Runs: 8 (L, 4-8, March 31, 2018 in Pittsburgh)

Duke In One-Run Games: 1-0

Duke In Extra-Inning Games: 0-0

Duke Wins Via Run-Rule: 0

UP Wins Via Run-Rule: 0



Raine Wilson went a combined 6-for-12 with four RBI and a home run to lead Duke to its first ACC road series win, beating Notre Dame.

ALL-TIME ACC SERIES RESULTS

Virginia (3-0)

| Date | Result | Location |
|----------------|------------|--------------|
| April 27, 2018 | W, 3-2 | Durham, N.C. |
| April 28, 2018 | W, 9-1 (5) | Durham, N.C. |
| April 29, 2018 | W, 5-1 | Durham, N.C. |

SERIES NOTES

Total Runs Scored: Duke 17, Virginia 4
Duke At Home: 3-0
Duke On The Road: 0-0
Duke At Neutral: 0-0
Current Streak: Duke, +3
Longest Duke Win Streak: 3 (4/27/18 - Present)
Longest Duke Losing Streak: None
Last Duke Win: April 29, 2018 (5-1 in Durham)
Last Duke Loss: None
Last Duke Home Win: April 29, 2018 (5-1 in Durham)
Last Duke Home Loss: None
Last Duke Road Win: None
Last Duke Road Loss: None
Last Duke Neutral Win: None
Last Duke Neutral Loss: None
Highest Scoring Game: 10 (W, 9-1 (5), April 28, 2018 in Durham)
Largest Duke Margin Of Victory: 8 (9-1 (5), April 28, 2018 in Durham)
Largest Duke Margin Of Defeat: None
Most Duke Runs: 9 (W, 9-1 (5), April 28, 2018 in Durham)
Most UVA Runs: 2 (L, 2-3, April 27, 2018 in Durham)
Duke In One-Run Games: 1-0
Duke In Extra-Inning Games: 0-0
Duke Wins Via Run-Rule: 1
UVA Wins Via Run-Rule: 0


Virginia Tech (2-2)

| Date | Result | Location |
|----------------|--------|-----------------|
| April 20, 2018 | L, 1-3 | Blacksburg, Va. |
| April 21, 2018 | W, 5-1 | Blacksburg, Va. |
| April 22, 2018 | W, 5-0 | Blacksburg, Va. |
| May 9, 2018 | L, 0-4 | Atlanta, Ga. + |

+ ACC Tournament

SERIES NOTES

Total Runs Scored: Duke 11, Virginia Tech 8
Duke At Home: 0-0
Duke On The Road: 2-1
Duke At Neutral: 0-1
Duke In The ACC Tournament: 0-1
Current Streak: Virginia Tech, +1
Longest Duke Win Streak: 2 (4/21/18 - 4/22/18)
Longest Duke Losing Streak: None
Last Duke Win: April 22, 2018 (5-0 in Blacksburg)
Last Duke Loss: May 9, 2018 (0-4 in Atlanta)
Last Duke Home Win: None
Last Duke Home Loss: None
Last Duke Road Win: April 22, 2018 (5-0 in Blacksburg)
Last Duke Road Loss: April 20, 2018 (1-3 in Blacksburg)
Last Duke Neutral Win: None
Last Duke Neutral Loss: May 9, 2018 (0-4 in Atlanta)
Highest Scoring Game: 6 (W, 5-1, April 21, 2018 in Blacksburg)
Largest Duke Margin Of Victory: 5 (5-0, April 22, 2018 in Blacksburg)
Largest Duke Margin Of Defeat: 4 (0-4, May 9, 2018 in Atlanta)
Most Duke Runs: 5, 2x (last W, 5-0, April 22, 2018 in Blacksburg)
Most VT Runs: 4 (W, 4-0, May 9, 2018 in Atlanta)
Duke In One-Run Games: 0-0
Duke In Extra-Inning Games: 0-0
Duke Wins Via Run-Rule: 0
VT Wins Via Run-Rule: 0



A standout performance from Reilly Metzger at the plate and in the field helped Duke capture a road ACC series win at Virginia Tech.



ALL-TIME VS. THE CONFERENCES

ATLANTIC COAST

| OPPONENT | STREAK | FIRST | LAST | OVERALL | | | HOME | | | AWAY | | | NEUTRAL | | |
|----------------|--------|-------|------|-----------|-----------|----------|----------|----------|----------|----------|----------|----------|----------|----------|----------|
| | | | | W | L | T | W | L | T | W | L | T | W | L | T |
| Boston College | W3 | 2018 | 2018 | 3 | 0 | 0 | 3 | 0 | 0 | 0 | 0 | 0 | 0 | 0 | 0 |
| Georgia Tech | L2 | 2018 | 2018 | 1 | 2 | 0 | 1 | 2 | 0 | 0 | 0 | 0 | 0 | 0 | 0 |
| Louisville | W1 | 2018 | 2018 | 1 | 2 | 0 | 1 | 2 | 0 | 0 | 0 | 0 | 0 | 0 | 0 |
| North Carolina | L3 | 2018 | 2018 | 0 | 3 | 0 | 0 | 0 | 0 | 0 | 3 | 0 | 0 | 0 | 0 |
| NC State | W1 | 2018 | 2018 | 1 | 0 | 0 | 0 | 0 | 0 | 1 | 0 | 0 | 0 | 0 | 0 |
| Notre Dame | L1 | 2018 | 2018 | 2 | 1 | 0 | 0 | 0 | 0 | 2 | 1 | 0 | 0 | 0 | 0 |
| Pittsburgh | W1 | 2018 | 2018 | 1 | 2 | 0 | 0 | 0 | 0 | 1 | 2 | 0 | 0 | 0 | 0 |
| Virginia | W3 | 2018 | 2018 | 3 | 0 | 0 | 3 | 0 | 0 | 0 | 0 | 0 | 0 | 0 | 0 |
| Virginia Tech | L1 | 2018 | 2018 | 2 | 2 | 0 | 0 | 0 | 0 | 2 | 1 | 0 | 0 | 1 | 0 |
| Total | | | | 14 | 12 | 0 | 8 | 4 | 0 | 6 | 7 | 0 | 0 | 1 | 0 |

ATLANTIC SUN

| OPPONENT | STREAK | FIRST | LAST | OVERALL | | | HOME | | | AWAY | | | NEUTRAL | | |
|--------------|--------|-------|------|----------|----------|----------|----------|----------|----------|----------|----------|----------|----------|----------|----------|
| | | | | W | L | T | W | L | T | W | L | T | W | L | T |
| USC Upstate | W1 | 2018 | 2018 | 1 | 1 | 0 | 1 | 1 | 0 | 0 | 0 | 0 | 0 | 0 | 0 |
| Total | | | | 1 | 1 | 0 | 1 | 1 | 0 | 0 | 0 | 0 | 0 | 0 | 0 |

BIG SOUTH

| OPPONENT | STREAK | FIRST | LAST | OVERALL | | | HOME | | | AWAY | | | NEUTRAL | | |
|--------------|--------|-------|------|----------|----------|----------|----------|----------|----------|----------|----------|----------|----------|----------|----------|
| | | | | W | L | T | W | L | T | W | L | T | W | L | T |
| Campbell | L1 | 2018 | 2018 | 0 | 1 | 0 | 0 | 1 | 0 | 0 | 0 | 0 | 0 | 0 | 0 |
| Total | | | | 0 | 1 | 0 | 0 | 1 | 0 | 0 | 0 | 0 | 0 | 0 | 0 |

BIG TEN

| OPPONENT | STREAK | FIRST | LAST | OVERALL | | | HOME | | | AWAY | | | NEUTRAL | | |
|----------------|--------|-------|------|----------|----------|----------|----------|----------|----------|----------|----------|----------|----------|----------|----------|
| | | | | W | L | T | W | L | T | W | L | T | W | L | T |
| Michigan State | W1 | 2018 | 2018 | 1 | 0 | 0 | 0 | 0 | 0 | 0 | 0 | 0 | 1 | 0 | 0 |
| Minnesota | L1 | 2018 | 2018 | 0 | 1 | 0 | 0 | 0 | 0 | 0 | 0 | 0 | 0 | 1 | 0 |
| Ohio State | L1 | 2018 | 2018 | 0 | 1 | 0 | 0 | 0 | 0 | 0 | 0 | 0 | 0 | 1 | 0 |
| Penn State | W2 | 2018 | 2018 | 2 | 0 | 0 | 2 | 0 | 0 | 0 | 0 | 0 | 0 | 0 | 0 |
| Purdue | W2 | 2018 | 2018 | 2 | 0 | 0 | 2 | 0 | 0 | 0 | 0 | 0 | 0 | 0 | 0 |
| Total | | | | 5 | 2 | 0 | 4 | 0 | 0 | 0 | 0 | 0 | 1 | 2 | 0 |

COLONIAL

| OPPONENT | STREAK | FIRST | LAST | OVERALL | | | HOME | | | AWAY | | | NEUTRAL | | |
|----------------------|--------|-------|------|----------|----------|----------|----------|----------|----------|----------|----------|----------|----------|----------|----------|
| | | | | W | L | T | W | L | T | W | L | T | W | L | T |
| College of Charleson | L1 | 2018 | 2018 | 1 | 1 | 0 | 0 | 0 | 0 | 1 | 1 | 0 | 0 | 0 | 0 |
| Elon | W1 | 2018 | 2018 | 1 | 0 | 0 | 1 | 0 | 0 | 0 | 0 | 0 | 0 | 0 | 0 |
| Total | | | | 2 | 1 | 0 | 1 | 0 | 0 | 1 | 1 | 0 | 0 | 0 | 0 |

CONFERENCE USA

| OPPONENT | STREAK | FIRST | LAST | OVERALL | | | HOME | | | AWAY | | | NEUTRAL | | |
|------------------|--------|-------|------|----------|----------|----------|----------|----------|----------|----------|----------|----------|----------|----------|----------|
| | | | | W | L | T | W | L | T | W | L | T | W | L | T |
| Charlotte | L1 | 2018 | 2018 | 0 | 1 | 0 | 0 | 0 | 0 | 0 | 1 | 0 | 0 | 0 | 0 |
| East Carolina | L1 | 2018 | 2018 | 0 | 1 | 0 | 0 | 0 | 0 | 0 | 1 | 0 | 0 | 0 | 0 |
| Florida Atlantic | L1 | 2018 | 2018 | 1 | 1 | 0 | 0 | 0 | 0 | 1 | 1 | 0 | 0 | 0 | 0 |
| Total | | | | 1 | 3 | 0 | 0 | 0 | 0 | 1 | 3 | 0 | 0 | 0 | 0 |

IVY LEAGUE

| OPPONENT | STREAK | FIRST | LAST | OVERALL | | | HOME | | | AWAY | | | NEUTRAL | | |
|--------------|--------|-------|------|----------|----------|----------|----------|----------|----------|----------|----------|----------|----------|----------|----------|
| | | | | W | L | T | W | L | T | W | L | T | W | L | T |
| Harvard | W1 | 2018 | 2018 | 1 | 0 | 0 | 0 | 0 | 0 | 0 | 0 | 0 | 1 | 0 | 0 |
| Yale | W1 | 2018 | 2018 | 1 | 0 | 0 | 1 | 0 | 0 | 0 | 0 | 0 | 0 | 0 | 0 |
| Total | | | | 2 | 0 | 0 | 1 | 0 | 0 | 0 | 0 | 0 | 1 | 0 | 0 |

MID-AMERICAN

| OPPONENT | STREAK | FIRST | LAST | OVERALL | | | HOME | | | AWAY | | | NEUTRAL | | |
|--------------|--------|-------|------|----------|----------|----------|----------|----------|----------|----------|----------|----------|----------|----------|----------|
| | | | | W | L | T | W | L | T | W | L | T | W | L | T |
| Kent State | W1 | 2018 | 2018 | 1 | 0 | 0 | 1 | 0 | 0 | 0 | 0 | 0 | 0 | 0 | 0 |
| Total | | | | 1 | 0 | 0 | 1 | 0 | 0 | 0 | 0 | 0 | 0 | 0 | 0 |

MID-EASTERN ATHLETIC

| OPPONENT | STREAK | FIRST | LAST | OVERALL | | | HOME | | | AWAY | | | NEUTRAL | | |
|----------------|--------|-------|------|----------|----------|----------|----------|----------|----------|----------|----------|----------|----------|----------|----------|
| | | | | W | L | T | W | L | T | W | L | T | W | L | T |
| Morgan State | W1 | 2018 | 2018 | 1 | 0 | 0 | 0 | 0 | 0 | 0 | 0 | 0 | 1 | 0 | 0 |
| Savannah State | W1 | 2018 | 2018 | 1 | 0 | 0 | 0 | 0 | 0 | 0 | 0 | 0 | 1 | 0 | 0 |
| Total | | | | 2 | 0 | 0 | 0 | 0 | 0 | 0 | 0 | 0 | 2 | 0 | 0 |



ALL-TIME VS. THE CONFERENCES

| PATRIOT | | | | OVERALL | | | HOME | | | AWAY | | | NEUTRAL | | |
|-------------------|--------|-------|------|---------|---|---|------|---|---|------|---|---|---------|---|---|
| OPPONENT | STREAK | FIRST | LAST | W | L | T | W | L | T | W | L | T | W | L | T |
| Boston University | L1 | 2018 | 2018 | 0 | 1 | 0 | 0 | 0 | 0 | 0 | 0 | 0 | 0 | 1 | 0 |
| Lehigh | W1 | 2018 | 2018 | 1 | 0 | 0 | 1 | 0 | 0 | 0 | 0 | 0 | 0 | 0 | 0 |
| Total | | | | 1 | 1 | 0 | 1 | 0 | 0 | 0 | 0 | 0 | 0 | 1 | 0 |

| SEC | | | | OVERALL | | | HOME | | | AWAY | | | NEUTRAL | | |
|----------------|--------|-------|------|---------|---|---|------|---|---|------|---|---|---------|---|---|
| OPPONENT | STREAK | FIRST | LAST | W | L | T | W | L | T | W | L | T | W | L | T |
| Kentucky | L1 | 2018 | 2018 | 0 | 1 | 0 | 0 | 0 | 0 | 0 | 0 | 0 | 0 | 1 | 0 |
| South Carolina | L1 | 2018 | 2018 | 0 | 1 | 0 | 0 | 0 | 0 | 0 | 1 | 0 | 0 | 0 | 0 |
| Total | | | | 0 | 2 | 0 | 0 | 0 | 0 | 0 | 1 | 0 | 0 | 1 | 0 |

| SUMMIT | | | | OVERALL | | | HOME | | | AWAY | | | NEUTRAL | | |
|--------------------|--------|-------|------|---------|---|---|------|---|---|------|---|---|---------|---|---|
| OPPONENT | STREAK | FIRST | LAST | W | L | T | W | L | T | W | L | T | W | L | T |
| North Dakota State | L1 | 2018 | 2018 | 0 | 1 | 0 | 0 | 1 | 0 | 0 | 0 | 0 | 0 | 0 | 0 |
| Total | | | | 0 | 1 | 0 | 0 | 1 | 0 | 0 | 0 | 0 | 0 | 0 | 0 |

| SUN BELT | | | | OVERALL | | | HOME | | | AWAY | | | NEUTRAL | | |
|------------------|--------|-------|------|---------|---|---|------|---|---|------|---|---|---------|---|---|
| OPPONENT | STREAK | FIRST | LAST | W | L | T | W | L | T | W | L | T | W | L | T |
| Coastal Carolina | L1 | 2018 | 2018 | 0 | 1 | 0 | 0 | 0 | 0 | 0 | 1 | 0 | 0 | 0 | 0 |
| Total | | | | 0 | 1 | 0 | 0 | 0 | 0 | 0 | 1 | 0 | 0 | 0 | 0 |

ALL-TIME VS. OPPONENTS BY STATE

CONNECTICUT

| | |
|-------|-----|
| Yale | 1-0 |
| Total | 1-0 |

FLORIDA

| | |
|------------------|-----|
| Florida Atlantic | 1-1 |
| Total | 1-1 |

GEORGIA

| | |
|----------------|-----|
| Georgia Tech | 1-2 |
| Savannah State | 1-0 |
| Total | 2-2 |

INDIANA

| | |
|------------|-----|
| Notre Dame | 2-1 |
| Purdue | 2-0 |
| Total | 4-1 |

KENTUCKY

| | |
|------------|-----|
| Kentucky | 0-1 |
| Louisville | 1-2 |
| Total | 1-3 |

MARYLAND

| | |
|--------------|-----|
| Morgan State | 1-0 |
| Total | 1-0 |

MASSACHUSETTS

| | |
|-------------------|-----|
| Boston College | 3-0 |
| Boston University | 0-1 |
| Harvard | 1-0 |
| Total | 4-1 |

MICHIGAN

| | |
|----------------|-----|
| Michigan State | 1-0 |
| Total | 1-0 |

MINNESOTA

| | |
|-----------|-----|
| Minnesota | 0-1 |
| Total | 0-1 |

NORTH CAROLINA

| | |
|----------------|-----|
| Campbell | 0-1 |
| Charlotte | 0-1 |
| Elon | 1-0 |
| East Carolina | 0-1 |
| North Carolina | 0-3 |
| NC State | 1-0 |
| Total | 2-6 |

OHIO

| | |
|------------|-----|
| Kent State | 1-0 |
| Ohio State | 0-1 |
| Total | 1-1 |

PENNSYLVANIA

| | |
|------------|-----|
| Lehigh | 1-0 |
| Penn State | 2-0 |
| Pitt | 1-2 |
| Total | 4-2 |

SOUTH CAROLINA

| | |
|-----------------------|-----|
| Coastal Carolina | 0-1 |
| College of Charleston | 1-1 |
| South Carolina | 0-1 |
| USC Upstate | 1-1 |
| Total | 2-4 |

VIRGINIA

| | |
|---------------|-----|
| Longwood | 0-2 |
| Virginia | 3-0 |
| Virginia Tech | 2-2 |
| Total | 5-4 |



YEAR-BY-YEAR RESULTS

2018

29-27, 13-11 ACC

Head Coach: Marissa Young

ACC Tournament #7 Seed

| | | | |
|----------|---|---------------------------|-------------------|
| Feb. 8 | ! | at Florida Atlantic | W, 4-3 |
| Feb. 8 | ! | at Florida Atlantic | L, 2-3 |
| Feb. 9 | ! | vs. #RV/RV Ohio State | L, 2-5 |
| Feb. 9 | ! | vs. Michigan State | W, 3-0 |
| Feb. 10 | ! | vs. Boston University | L, 4-7 (8) |
| Feb. 16 | @ | Penn State | W, 7-5 |
| Feb. 16 | @ | Purdue | W, 4-0 |
| Feb. 17 | @ | Purdue | W, 8-1 |
| Feb. 18 | @ | Penn State | W, 7-2 |
| Feb. 23 | # | vs. Morgan State | W, 5-0 |
| Feb. 23 | # | vs. #23/24 Kentucky | L, 1-5 |
| Feb. 24 | # | vs. Savannah State | W, 5-1 |
| Feb. 24 | # | vs. Harvard | W, 5-0 |
| Feb. 25 | # | vs. #22/22 Minnesota | L, 1-5 (8) |
| March 2 | % | North Dakota State | L, 4-10 |
| March 2 | % | Yale | W, 4-3 (9) |
| March 3 | % | Lehigh | W, 5-3 |
| March 4 | % | Kent State | W, 8-0 (5) |
| March 9 | * | at North Carolina | L, 1-2 (9) |
| March 10 | * | at North Carolina | L, 5-7 |
| March 10 | * | at North Carolina | L, 2-7 |
| March 14 | | at Charleston | W, 5-1 |
| March 14 | | at Charleston | L, 8-9 |
| March 16 | * | Boston College | W, 4-3 |
| March 17 | * | Boston College | W, 6-5 |
| March 18 | * | Boston College | W, 1-0 |
| March 20 | | at #16/15 South Carolina | L, 1-6 |
| March 21 | | at East Carolina | L, 1-4 |
| March 23 | * | #RV/RV Louisville | L, 3-5 |
| March 23 | * | #RV/RV Louisville | L, 0-5 |
| March 24 | * | #RV/RV Louisville | W, 1-0 |
| March 28 | | #NR/RV USC Upstate | L, 1-3 |
| March 28 | | #NR/RV USC Upstate | W, 6-5 |
| March 31 | * | at Pittsburgh | L, 4-6 |
| March 31 | * | at Pittsburgh | L, 4-8 |
| April 1 | * | at Pittsburgh | W, 2-1 |
| April 4 | | at Coastal Carolina | L, 1-3 |
| April 6 | * | Georgia Tech | W, 2-1 (8) |
| April 6 | * | Georgia Tech | L, 3-4 |
| April 8 | * | Georgia Tech | L, 3-5 |
| April 10 | | at Charlotte | L, 2-3 (9) |
| April 11 | | Elon | W, 1-0 |
| April 13 | * | at Notre Dame | W, 5-2 |
| April 14 | * | at Notre Dame | W, 6-2 |
| April 14 | * | at Notre Dame | L, 5-9 |
| April 18 | | at NC State | W, 7-4 |
| April 20 | * | at Virginia Tech | L, 1-3 |
| April 21 | * | at Virginia Tech | W, 5-1 |
| April 22 | * | at Virginia Tech | W, 5-0 |
| April 27 | * | Virginia | W, 3-2 |
| April 28 | * | Virginia | W, 9-1 (5) |
| April 29 | * | Virginia | W, 5-1 |
| May 5 | | at Longwood | L, 6-7 (9) |
| May 5 | | at Longwood | L, 1-3 |
| May 6 | | Campbell | L, 2-3 |
| May 9 | ^ | vs. Virginia Tech | L, 0-4 |

* - ACC Games

! - FAU "First Pitch" Classic (Boca Raton, Fla.)

@ - Big Ten/ACC Challenge (Durham, N.C.)

- Citrus Classic (Orlando, Fla.)

% - Duke Inaugural Tournament (Durham, N.C.)

^ - ACC Tournament (Atlanta, Ga.)



ALL-TIME VS. RANKED OPPONENTS

Rankings reflect USA Today/NFCA poll

Overall: 0-3 | Home: 0-0 | Away: 0-1 | Neutral: 0-2

| Date | Opponent | Rankings | Result |
|----------------|-------------------|----------|------------|
| Feb. 23, 2018 | vs. Kentucky | 23 | L, 1-5 |
| Feb. 25, 2018 | vs. Minnesota | 22 | L, 1-5 (8) |
| March 20, 2018 | at South Carolina | 16 | L, 1-6 |

Breakdowns

| Year | Record | Ranking | Record |
|--------------|------------|--------------|------------|
| 2018 | 0-3 | 16 | 0-1 |
| TOTAL | 0-3 | 22 | 0-1 |
| | | 23 | 0-1 |
| | | TOTAL | 0-3 |

ALL-TIME EXTRA-INNING GAMES

Overall: 2-5 | Home: 2-0 | Away: 0-3 | Neutral: 0-2

| Date | Opponent | Innings | Result |
|----------------|-------------------|---------|--------|
| Feb. 10, 2018 | vs. Boston | 8 | L, 4-7 |
| Feb. 25, 2018 | vs. Minnesota | 8 | L, 1-5 |
| March 2, 2018 | Yale | 9 | W, 4-3 |
| March 9, 2018 | at North Carolina | 9 | L, 1-2 |
| April 6, 2018 | Georgia Tech | 8 | W, 2-1 |
| April 10, 2018 | at Charlotte | 9 | L, 2-3 |
| May 5, 2018 | at Longwood - 1 | 9 | L, 6-7 |

ALL-TIME RUN-RULE GAMES

Overall: 2-0 | Home: 2-0 | Away: 0-0 | Neutral: 0-0

| Date | Opponent | Innings | Result |
|----------------|------------|---------|--------|
| March 4, 2018 | Kent State | 5 | W, 8-0 |
| April 28, 2018 | Virginia | 5 | W, 9-1 |

ALL-TIME BY MONTH

FEBRUARY

2018: 9-5

MARCH

2018: 9-12

APRIL

2018: 11-6

MAY

2018: 0-4

ALL-TIME BY DAY

MONDAY

2018: 0-0

TUESDAY

2018: 0-2

WEDNESDAY

2018: 4-5

THURSDAY

2018: 1-1

FRIDAY

2018: 9-8

SATURDAY

2018: 9-8

SUNDAY

2018: 6-3



YEAR-BY-YEAR TEAM STATISTICS

2018

Record: 29-27 • ACC: 13-11 • Home: 17-7 • Away: 8-15 • Neutral: 4-5

| Player | AVG | GP-GS | AB | R | H | 2B | 3B | HR | RBI | TB | SLG% | BB | HBP | SO | GDP | OB% | SF | SH | SB-ATT | PO | A | E | FLD% |
|--------------------|-------------|--------------|-------------|------------|------------|-----------|----------|-----------|------------|------------|-------------|------------|-----------|------------|-----------|-------------|-----------|-----------|--------------|-------------|------------|-----------|-------------|
| Raine Wilson | .371 | 55-53 | 167 | 35 | 62 | 15 | 2 | 6 | 35 | 99 | .593 | 20 | 5 | 15 | 4 | .453 | 0 | 3 | 4-4 | 45 | 144 | 13 | .936 |
| Haley Wymbs | .317 | 45-39 | 101 | 17 | 32 | 2 | 0 | 0 | 7 | 34 | .337 | 9 | 0 | 8 | 1 | .373 | 0 | 7 | 2-3 | 33 | 1 | 1 | .971 |
| Rachel Abboud | .310 | 56-56 | 171 | 23 | 53 | 9 | 0 | 2 | 21 | 68 | .398 | 20 | 8 | 18 | 1 | .399 | 4 | 4 | 0-0 | 456 | 10 | 12 | .975 |
| Amelia Wiercioch | .287 | 55-45 | 143 | 12 | 41 | 9 | 2 | 3 | 28 | 63 | .441 | 15 | 1 | 29 | 0 | .354 | 2 | 1 | 0-0 | 33 | 49 | 3 | .965 |
| Jameson Kavel | .272 | 56-56 | 191 | 32 | 52 | 9 | 5 | 1 | 18 | 74 | .387 | 14 | 0 | 24 | 2 | .319 | 2 | 6 | 16-17 | 80 | 168 | 17 | .936 |
| Katherine Huey | .262 | 41-35 | 84 | 6 | 22 | 4 | 0 | 3 | 13 | 35 | .417 | 7 | 1 | 24 | 2 | .326 | 0 | 0 | 0-0 | 5 | 19 | 0 | 1.000 |
| Peyton St. George | .262 | 38-10 | 42 | 2 | 11 | 5 | 0 | 0 | 5 | 16 | .381 | 0 | 0 | 14 | 1 | .262 | 0 | 0 | 0-0 | 1 | 19 | 0 | 1.000 |
| Kortney Dry | .256 | 31-23 | 78 | 10 | 20 | 4 | 0 | 1 | 6 | 27 | .346 | 3 | 2 | 7 | 1 | .301 | 0 | 3 | 0-0 | 37 | 28 | 8 | .890 |
| Dominique Salinas | .254 | 55-55 | 122 | 16 | 31 | 3 | 0 | 0 | 11 | 34 | .279 | 12 | 3 | 18 | 0 | .336 | 0 | 6 | 7-8 | 44 | 4 | 0 | 1.000 |
| Reilly Metzger | .243 | 38-32 | 70 | 12 | 17 | 4 | 0 | 0 | 2 | 21 | .300 | 7 | 7 | 6 | 0 | .369 | 0 | 0 | 0-1 | 40 | 48 | 9 | .907 |
| Jill Ferraro | .208 | 35-30 | 72 | 6 | 15 | 2 | 0 | 2 | 8 | 23 | .319 | 16 | 5 | 9 | 0 | .387 | 0 | 5 | 0-0 | 19 | 2 | 3 | .875 |
| Brianna Butler | .200 | 28-15 | 45 | 1 | 9 | 1 | 0 | 0 | 5 | 10 | .222 | 1 | 0 | 11 | 0 | .217 | 0 | 0 | 0-0 | 18 | 7 | 2 | .926 |
| Jazmine Moreno | .185 | 56-56 | 146 | 14 | 27 | 6 | 0 | 1 | 11 | 36 | .247 | 11 | 1 | 15 | 0 | .244 | 2 | 15 | 6-9 | 264 | 31 | 4 | .987 |
| Hannah Pridemore | .156 | 31-12 | 45 | 2 | 7 | 0 | 0 | 1 | 2 | 10 | .222 | 6 | 0 | 8 | 0 | .255 | 0 | 0 | 0-0 | 34 | 0 | 0 | 1.000 |
| Ashleigh Rodriguez | .063 | 52-41 | 32 | 7 | 2 | 0 | 0 | 0 | 0 | 2 | .063 | 2 | 2 | 6 | 0 | .167 | 0 | 1 | 2-2 | 48 | 52 | 5 | .952 |
| ----- | | | | | | | | | | | | | | | | | | | | | | | |
| Emilie Cieslak | .000 | 4-0 | 3 | 0 | 0 | 0 | 0 | 0 | 0 | 0 | .000 | 0 | 1 | 0 | 0 | .250 | 0 | 0 | 0-0 | 0 | 0 | 0 | .000 |
| Makenna Lutterloh | .000 | 20-2 | 0 | 11 | 0 | 0 | 0 | 0 | 0 | 0 | .000 | 0 | 0 | 0 | 0 | .000 | 0 | 0 | 1-2 | 1 | 0 | 0 | 1.000 |
| Totals | .265 | 56-56 | 1512 | 206 | 401 | 73 | 9 | 20 | 172 | 552 | .365 | 143 | 36 | 212 | 12 | .341 | 10 | 51 | 38-46 | 1158 | 582 | 77 | .958 |
| Opponents | .238 | 56-56 | 1503 | 188 | 357 | 61 | 7 | 23 | 154 | 501 | .333 | 126 | 19 | 262 | 6 | .303 | 7 | 38 | 46-55 | 1157 | 515 | 69 | .960 |

| Player | ERA | W-L | APP-GS | CG | SHO | SV | IP | H | R | ER | BB | SO | 2B | 3B | HR | AB | B/AVG | WP | HBP | BK | SFA | SHA |
|-------------------|-------------|--------------|--------------|-----------|------------|----------|--------------|------------|------------|------------|------------|------------|-----------|----------|-----------|-------------|-------------|-----------|-----------|----------|-----------|-----------|
| Peyton St. George | 1.79 | 8-4 | 35-8 | 2 | 1/4 | 1 | 93.2 | 80 | 37 | 24 | 34 | 96 | 17 | 1 | 6 | 353 | .227 | 6 | 3 | 0 | 2 | 13 |
| Amelia Wiercioch | 1.95 | 11-12 | 42-22 | 4 | 2/3 | 2 | 154.2 | 141 | 73 | 43 | 45 | 94 | 26 | 3 | 8 | 598 | .236 | 3 | 9 | 0 | 2 | 16 |
| Katherine Huey | 2.43 | 9-9 | 31-20 | 3 | 1/2 | 0 | 109.2 | 102 | 59 | 38 | 38 | 57 | 13 | 1 | 8 | 434 | .235 | 3 | 3 | 0 | 2 | 8 |
| ----- | | | | | | | | | | | | | | | | | | | | | | |
| Brianna Butler | 2.00 | 1-2 | 11-6 | 0 | 0/1 | 0 | 28.0 | 34 | 19 | 8 | 9 | 15 | 5 | 2 | 1 | 118 | .288 | 2 | 4 | 0 | 1 | 1 |
| Totals | 2.05 | 29-27 | 56-56 | 9 | 9/5 | 3 | 386.0 | 357 | 188 | 113 | 126 | 262 | 61 | 7 | 23 | 1503 | .238 | 14 | 19 | 0 | 7 | 38 |
| Opponents | 2.54 | 27-29 | 56-56 | 28 | 2/1 | 5 | 385.2 | 401 | 206 | 140 | 143 | 212 | 73 | 9 | 20 | 1512 | .265 | 29 | 36 | 0 | 10 | 51 |



DUKE SOFTBALL STADIUM



FIRSTS AT DUKE SOFTBALL STADIUM

Game (Unofficial): NC State def. Duke, 8-3 (10); Sept. 30, 2017
Game (Official): Virginia Tech def. Penn St., 1-0; Feb. 16, 2018
Duke Game (Official): Duke def. Penn St., 7-5; Feb. 16, 2018
Win: Duke def. Penn St., 7-5; Feb. 16, 2018
Hit: Toni Polk, Penn St. vs. Virginia Tech (1st Inning); Feb. 16, 2018
Walk: Amanda Grieco, Penn St. vs. Virginia Tech (1st Inning); Feb. 16, 2018
Run Scored: Olivia Lattin, Virginia Tech vs. Penn St. (1st Inning); Feb. 16, 2018
Double: Jessie Mehr, Virginia Tech vs. Penn St. (6th Inning); Feb. 16, 2018
Triple: Jameson Kavel, Duke vs. Purdue (6th Inning); Feb. 16, 2018
Home Run: Olivia Lattin, Virginia Tech vs. Purdue (1st Inning); Feb. 16, 2018
RBI: Emma Strouth, Virginia Tech vs. Penn St. (1st Inning); Feb. 16, 2018
Strikeout: Jessica Cummings, Penn St. vs. Virginia Tech (1st Inning); Feb. 16, 2018
Stolen Base: Olivia Lattin, Virginia Tech vs. Penn St. (1st Inning); Feb. 16, 2018
Extra-Inning Game: Duke def. Yale, 4-3 (9); March 2, 2018
Run-Rule Game: Duke def. Kent State, 8-0 (5); March 4, 2018

TOP CROWDS AT DUKE SOFTBALL STADIUM

| Date | Opponent | Result (Inn.) | Att. |
|--------------------|-------------------|--------------------|------|
| 1. April 6, 2018 | Georgia Tech (DH) | W, 2-1 (8)/L, 3-4 | 771 |
| 2. Feb. 18, 2018 | Penn State | W, 7-2 | 756 |
| 3. March 23, 2018 | Louisville (DH) | L, 3-5, L, 0-5 | 709 |
| 4. March 2, 2018 | NDSU/Yale | L, 4-10/W, 4-3 (9) | 707 |
| 5. Feb. 17, 2018 | Purdue | W, 8-1 | 653 |
| 6. April 28, 2018 | Virginia | W, 9-1 (5) | 639 |
| 7. March 4, 2018 | Kent State | W, 8-0 (5) | 635 |
| 8. Feb. 16, 2018 | Penn State/Purdue | W, 7-5/W, 4-0 | 586 |
| 9. March 18, 2018 | Boston College | W, 1-0 | 569 |
| 10. March 17, 2018 | Boston College | W, 6-5 | 542 |

ALL-TIME STADIUM RECORDS

AT-BATS

By Team

36 - 2x, last Duke (vs. Yale, March 2, 2018)

By Individual

5 - 8x, last L. DiEmmanuele, Boston College (vs. Duke, March 17, 2018)

RUNS

By Team

10 - North Dakota State (at Duke, March 2, 2018)

By Individual

3 - three times, last Rain Wilson, Duke (vs. Penn State, Feb. 18, 2018)

HITS

By Team

14 - North Dakota State (vs. Duke, March 2, 2018)

By Individual

4 - Rachel Abboud, Duke (vs. Boston College, March 17, 2018)

RBI

By Team

9 - Virginia Tech (vs. Penn State, Feb. 17, 2018)

By Individual

4 - Amelia Wiercioch, Duke (vs. Lehigh, March 3, 2018)

LONGEST GAME

By Time

2:43 - Duke 8, Purdue 1 (Feb. 17, 2018)

By Innings

9 - Duke 4, Yale 3 (March 2, 2018)

DOUBLES

By Team

4 - 3x, last North Dakota State (vs. Kent State, March 3, 2018)

By Individual

2 - 4x, last Annie Tarte, Yale (vs. Duke, March 2, 2018)

TRIPLES

By Team

2 - twice, last Kent State (vs. Lehigh, March 2, 2018)

By Individual

2 - Maria Cegledy, Kent State (vs. Lehigh, March 2, 2018)

HOME RUNS

By Team

2 - 3x, last Georgia Tech (vs. Duke, April 8, 2018)

By Individual

1 - 16x, last by Kat Huey, Duke (vs. Virginia, April 27, 2018)

WALKS

By Team

9 - North Dakota State (vs. Lehigh, March 4, 2018)

By Individual

3 - Dani Fey, Penn State (vs. Virginia Tech, Feb. 17, 2018)

STRIKEOUTS

By Team, Batting

10 - 2x, last Kent State (vs. North Dakota State, March 3, 2018)

By Team, Pitching

10 - 2x, last North Dakota State (vs. Kent State, March 3, 2018)

By Individual, Pitching

10 - twice, last Jacquelyn Sertic, North Dakota State (vs. Kent State, March 3, 2018)

STOLEN BASES

By Team

3 - 4x, last Louisville (vs. Duke, March 23, 2018)

By Individual

3 - Sidney Melton, Louisville (vs. Duke, March 23, 2018)

ERRORS

By Team

5 - Duke (vs. North Dakota State, March 2, 2018)

DUKE[®]

SOFTBALL

TV

ROSTER



1

CAROLINE JACOBSEN
UTL • Fr. • R/R • 5-8
Tallahassee, Fla.



2

JAMESON KAVEL
INF/OF • So. • R/R • 5-8
Duluth, Ga.



3

HALEY WYMBS
OF • R/Jr. • L/L • 5-3
San Jose, Calif.



4

REILLY METZGER
UTL • Sr. • L/R • 5-4
Boerne, Texas



5

ANGIE BIELE
P • Fr. • R/R • 5-4
Johns Creek, Ga.



8

SHELBY WALTERS
P • Fr. • R/R • 5-10
Cohutta, Ga.



10

PEYTON ST. GEORGE
P • So. • R/R • 5-10
Mechanicsville, Va.



11

DOMINIQUE SALINAS
OF • Jr. • L/L • 5-4
Corpus Christi, Texas



12

HANNAH PRIDEMORE
UTL • RSo. • R/R • 5-4
Lithia, Fla.



14

RAINE WILSON
UTL • Jr. • R/R • 5-6
Mechanicsville, Va.



16

DEJA DAVIS
INF • Fr. • L/R • 5-6
Cerritos, Calif.



17

MAKENNA LUTTERLOH
INF/OF • So. • R/R • 5-3
Rancho Santa Margarita, Calif.



19

AMELIA WIERCIOCH
P • So. • L/R • 6-1
Tustin, Calif.



20

KRISTINA FOREMAN
UTL • Fr. • R/R • 5-3
Tampa, Fla.



21

EMILIE CIESLAK
1B/3B • RSo. • R/R • 5-8
Montvale, N.J.



22

KYLIE COFFELT
P • Fr. • R/R • 5-7
Beloit, Ohio



23

MARISSA GAGLIANO
INF • Gr. • L/R • 5-4
Riviera Beach, Fla.



24

KYLA MORRIS
UTL • Fr. • L/R • 5-8
Claremont, Calif.



27

BRIANNA BUTLER
P • So. • R/R • 5-6
Evans, Ga.



30

JAZZ MORENO
C/OF • RSo. • R/R • 5-4
Elk Grove, Calif.



34

RACHEL ABBOUD
UTL • So. • L/L • 5-5
Huntington Beach, Calif.



MARISSA YOUNG
Head Coach
2nd Season
Michigan '03



LAURA VALENTINO
Assistant Coach
2nd Season
Hofstra '11



LACEY WALDROP
Assistant Coach
2nd Season
Florida State '15



ROBERT YOUNG
Volunteer Assistant Coach
2nd Season



CASEY PRICE FOGG
Assistant of Operations
2nd Season
George Mason '16